

Welcome to PowerSchool PowerUps: Schology Learning



PowerUPs

May 9, 2023

Today's Agenda



Unified Classroom

Schoology Learning

- Welcome and Agenda Overview
- 2023 Meeting Information
- Schoology Learning
 - Product Updates
 - Curriculum & Instruction Announcement
 - End of Year/Term Best Practices
 - Rollover Support

**Please remember to ask your questions in Q&A.
The EIC team will be posting resources in the
Chat.*



Recordings are Available on PS Community!

PowerSchool Community

Product Support ▾ Product Roadmap ▾ Services ▾ Contact Support ▾ Our Community ▾ Events Hu

Watch Now! PowerSchool PowerUps: Classroom (Schoolology Learning)



[PowerSchool PowerUps: Classroom](#)

PowerSchool PowerUps: Classroom meetings are led **monthly** by the Classroom Education Impact Consultant Team. These meetings focus on various topics and updates for **Performance Matters** and **Schoolology Learning**.

[Previous Recordings](#)

[January Recording: Advisor/Advisee Roles and Section Level Override Roles](#)

 schoolology
A PowerSchool Unified Classroom™ Product



Search:
"Watch Schoolology
PowerUps"

Scroll down for
Previous Recordings

PowerSchool PowerUps Events Page: Live!

Register for **any** upcoming PowerSchool PowerUp Events!

- *Events Hub > All Events > PowerUp Events*

PowerUps are currently offered for:

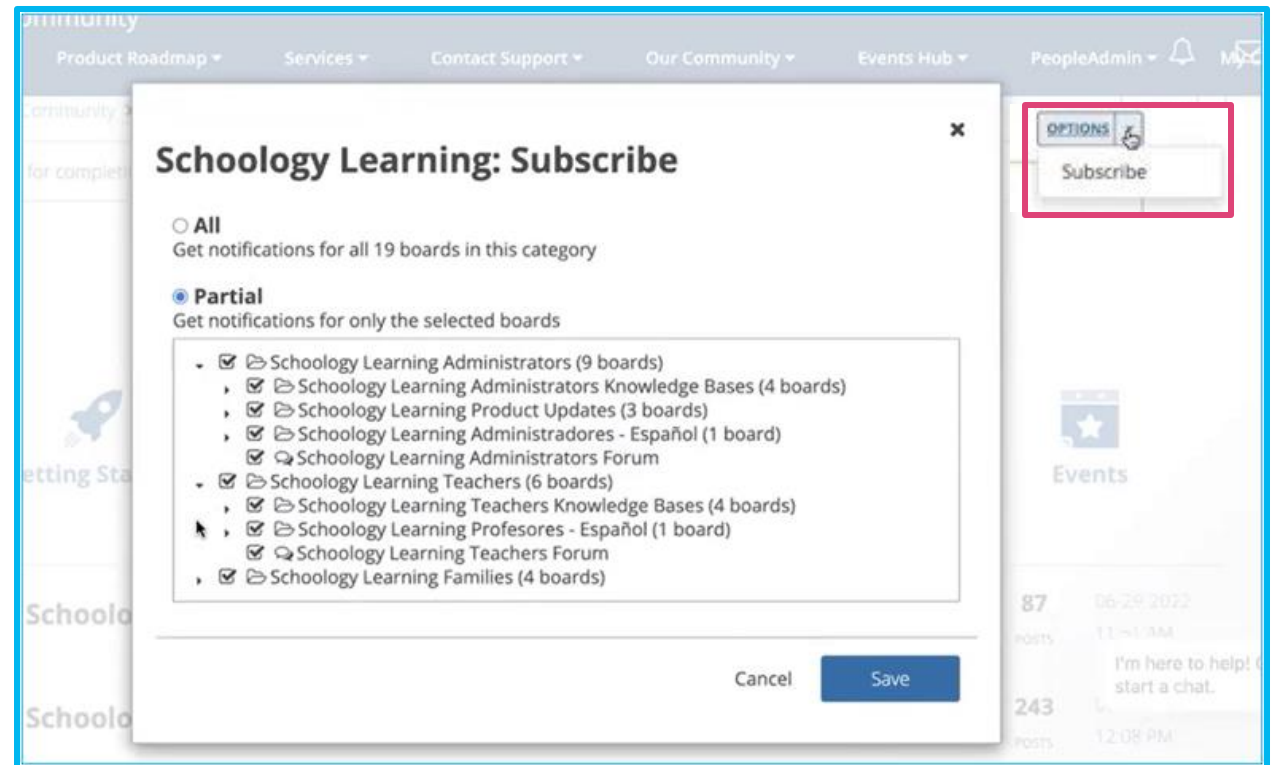
- Classroom (Schoology Learning, Performance Matters)
- Unified Classroom Special Programs
- Naviance
- Enrollment
- Unified Insight
- Talent (Professional Learning, Applicant Tracking, Records and Onboarding, Perform)
- Curriculum and Instruction

The screenshot shows the PowerSchool PowerUps: Classroom (Thursday Session) event page. The page features a navigation bar with 'Our Community', 'Events Hub', 'PeopleAdmin', and 'My Contacts'. Below the navigation bar is a search bar and a breadcrumb trail: 'PowerSchool Community > All Events > PowerUp Events > PowerSchool PowerUps: Classroom (Thursday Session)'. The main heading is 'PowerSchool PowerUps: Classroom (Thursday Session)'. Below the heading is a large blue banner with the PowerSchool logo and 'PowerUps' in large white text. The event details include the date and time: 'February 17, 2022 at 1 PM Eastern Time'. A red 'REGISTER NOW' button is prominently displayed. The page also shows the number of attendees: 'GOING (0)', 'NOT GOING (0)', and 'MAYBE (0)'. A 'Send Invite' button is visible. The event description mentions that the meetings are led monthly by the Classroom EIC Team and focus on various topics and updates for Performance Matters and Schoology Learning. The topics listed are 'Performance Matters: 22.2 Product Updates and PowerSchool Source Item Bank Updates' and 'Schoology: Usage and Course Analytics Best Practices'. The page also includes a 'Will you be attending?' section with 'Yes', 'No', and 'Maybe' buttons. The event starts on Thursday, Feb 17, 2022, at 01:00 PM EST and ends at 02:00 PM EST. The Zoom link is provided: 'https://powerschool.zoom.us/join/GNyz6xUSN5jji-q04qe_qgVo'. The page also has a 'Labels (2)' section with 'Performance Matters' and 'Schoology' tags.

Stay in the Know



- PowerUps!
- Subscribe: Newsletters & Update in PS Community
- Monthly Release Notes
- Webinars
- Join Groups
- Connect with your PowerSchool Contact



Submit a Product Idea on the Ideas Portal

The screenshot shows the PowerSchool Ideas Portal interface. At the top, there is a breadcrumb trail: Home > Contact Support > PowerSchool Ideas Portal. Below this is a heading "Welcome to the PowerSchool Ideas Portal" followed by a paragraph explaining the portal's purpose. A note states that ideas are reviewed in 30 business days. The main content area is divided into a left sidebar and a main list of ideas. The sidebar includes a "Filter by Status or PowerSchool Product" section with a dropdown menu and a "Filter by Product/Category" section. The main list shows three ideas, each with a vote count, a title, a description, a creation date, and a status tag. Annotations with red arrows point to the "Add a new idea" button, the search bar, the status tags, and the "VOTE" buttons.

Home > Contact Support > PowerSchool Ideas Portal

Welcome to the PowerSchool Ideas Portal

Use this portal to submit enhancement ideas and feature requests for all PowerSchool solutions and products. In addition to submitting new ideas, you can also review, comment on, and vote on others' enhancements. Visit the [Contact Support](#) page if you need product support.

Please note: we recommend searching existing ideas before submitting a new one to reduce duplication. Please review our article on [Submitting an Enhancement Request](#).

All submitted ideas are typically reviewed in 30 business days.

[Add a new idea](#)

Recent Trending Popular

My ideas	0
My votes	0
My subscriptions	0
FILTER BY STATUS	
Review In Progress	416
Reviewed - Unscheduled	20219
Scheduled - Future Release	691
In Development	92
Shipped	1287
Already Exists	686
Support Issue	127
Will Not Implement	849
FILTER BY PRODUCT/CATEGORY	
> Applicant T	2

3,677
VOTE

Make teachers accountable for entering grades in a timely manner

Too many times I have logged on to see all zeros for my child's grades

Created 13 Jan 06:36pm
eSchoolPlus SIS

Reviewed - Unscheduled 13

2,371
VOTE

Merge Duplicate Student Records

It would definitely be helpful if PowerSchool could come up with a merge records for duplicate students!! No matter how many times I tell the office to be careful when enrolling and check the possible match screen, they still create new records. From...

Created 12 Jun 12:51am
PowerSchool SIS / Scheduling and Enrollment

Reviewed - Unscheduled

1,859
VOTE

Email Alert for due Homework and Exam

Would like to get an alert through email before the Homework/exam are due .

Created 13 Jan 06:33pm
eSchoolPlus SIS

Reviewed - Unscheduled 5

Search ideas before submitting a new one

Tags show if Product has Reviewed and/or Already Created the feature

Filter by Status or PowerSchool Product

Upvote ideas to let us know you'd like to see that feature too

Product Updates

Course Templates: Distribute Content



Courses

My Courses | Course Listing | **Course Templates**

What it is

A way for administrators to create a template and distribute content to existing course sections.

Why we think you will like it

Templates will empower central distribution of course content and simplify the steps for teachers to utilize district-sourced curriculum.

Publish to Sections (Select)

Search

SCHOOL:

COURSE NAME:

COURSE CODE: SECTION CODE:

SECTION NAME:

SUBJECT AREA:

LEVEL:

GRADING PERIOD:

INSTRUCTOR LAST NAME:

INSTRUCTOR FIRST NAME:

0 selected Select All Unselect All 25

SELECT	SCHOOL	COURSE NAME	COURSE CODE	SECTION CODE	LEVEL	GRADING PERIOD
<input type="checkbox"/>	KES Titan Academy	Science - 9 1st Period			9	2022 and Beyond

Must turn on permission for System Admins

Course Templates				
View Course Templates	<input type="checkbox"/>	<input type="checkbox"/>	<input type="checkbox"/>	<input type="checkbox"/>
Create Course Templates	<input type="checkbox"/>	<input type="checkbox"/>	<input type="checkbox"/>	<input type="checkbox"/>
Distribute Course Templates	<input type="checkbox"/>	<input type="checkbox"/>	<input type="checkbox"/>	<input type="checkbox"/>

Design Refresh

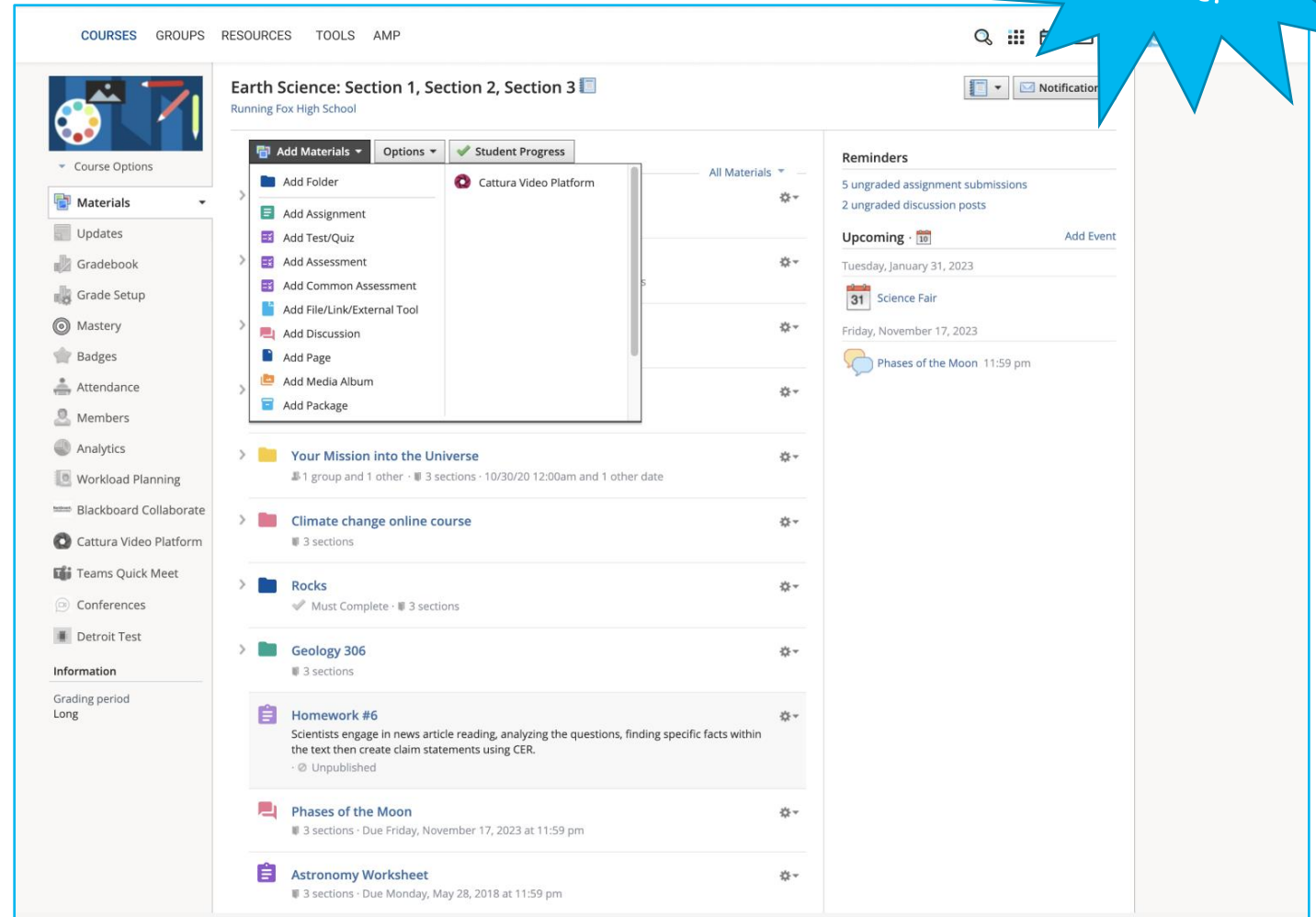
What it is

An update to basic design elements in Schoology: fonts, background color, link colors, icons, and top navigation.

Why we think you will like it

This update freshens the Schoology design, introducing more modern design elements, without changing the user experience or any workflows. All ADA compliant!

Once released, districts will have control when to enable in their environments.



Questions

Curriculum & Instruction Announcement

Formerly known as Chalk

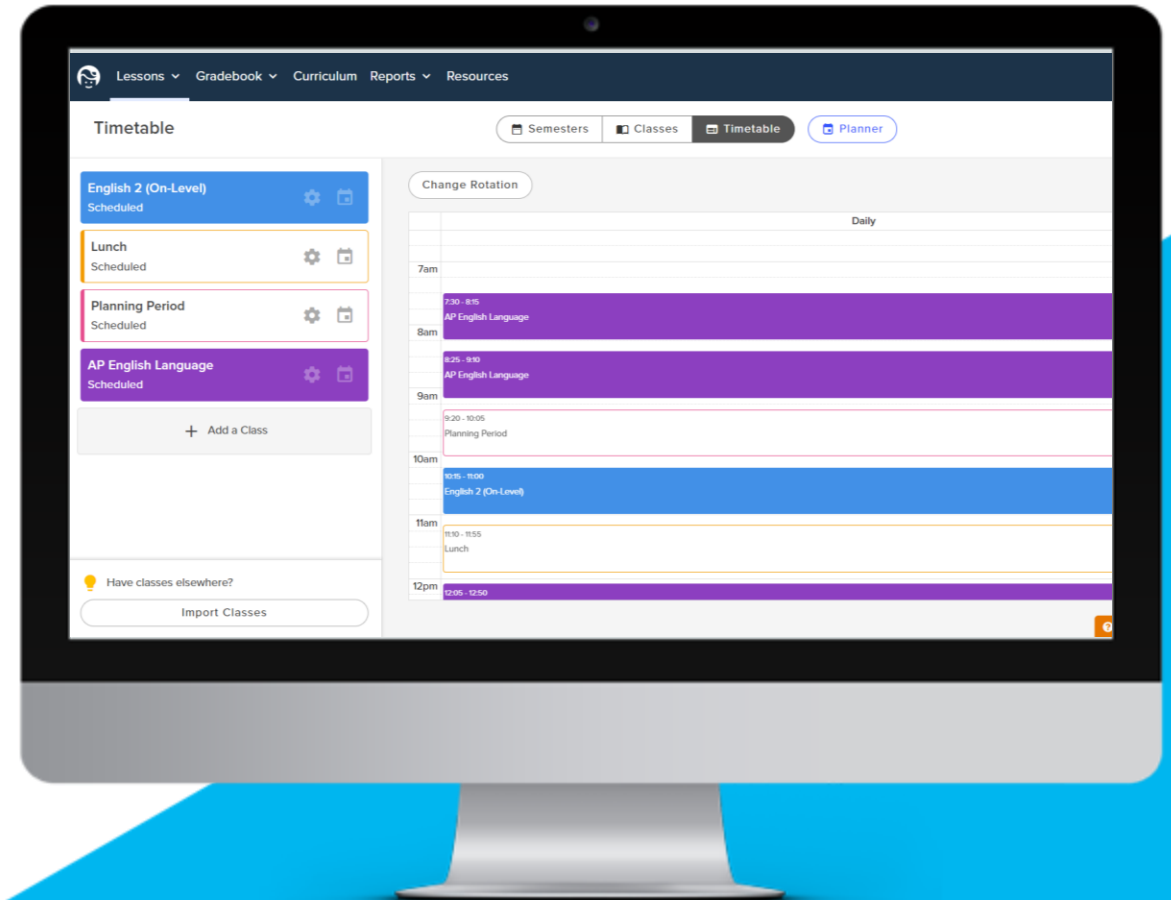
Adam Larson, Senior Solution Engineer

Lesson Planner is Coming!

Unified Classroom Curriculum & Instruction's **Lesson Planner** feature is coming soon to all U.S. Schoology Learning users for no additional cost!

- Customize & Collaborate
- Create Templates
- Attach Standards
- Connect Curriculum
- Export/Print/Share

System Admins will receive more information throughout the month of May!



Support Updates

Holly Leisey, Supervisor, Technical Support

Support for Lesson Planner

We are excited for Unified Classroom Curriculum & Instruction's **Lesson Planner** feature to join Schoology Learning! We know you'll have questions. **You'll find Support with:**

- System Admin Course
- Upcoming Webinars
- UCCI PowerUps
- Education Impact Consultants
- Product Help Center
- Submit a Support Case



End of the Year / Term: Best Practices & Resources

Schoolology Learning

Course Administrators (Teachers)

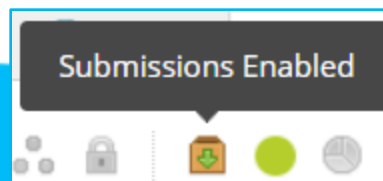
Best Practice Tip #1: "Publish" Grades in the Schoology Gradebook

- Unpublishing an item also removes the item from students' final grade report that is visible to them in Schoology.
- Any unpublished item needing to be a part of student grade calculations must be republished.



Tip: Stop accepting student submissions, while keeping grades visible, by disabling submissions.

Physics: Section 1		
Bulk Edit		
Trimester 2		
Name	Published	Category
Chapter 4 Quiz	<input checked="" type="checkbox"/>	QUIZ
Chapter 4 Lab Report	<input type="checkbox"/>	Homework



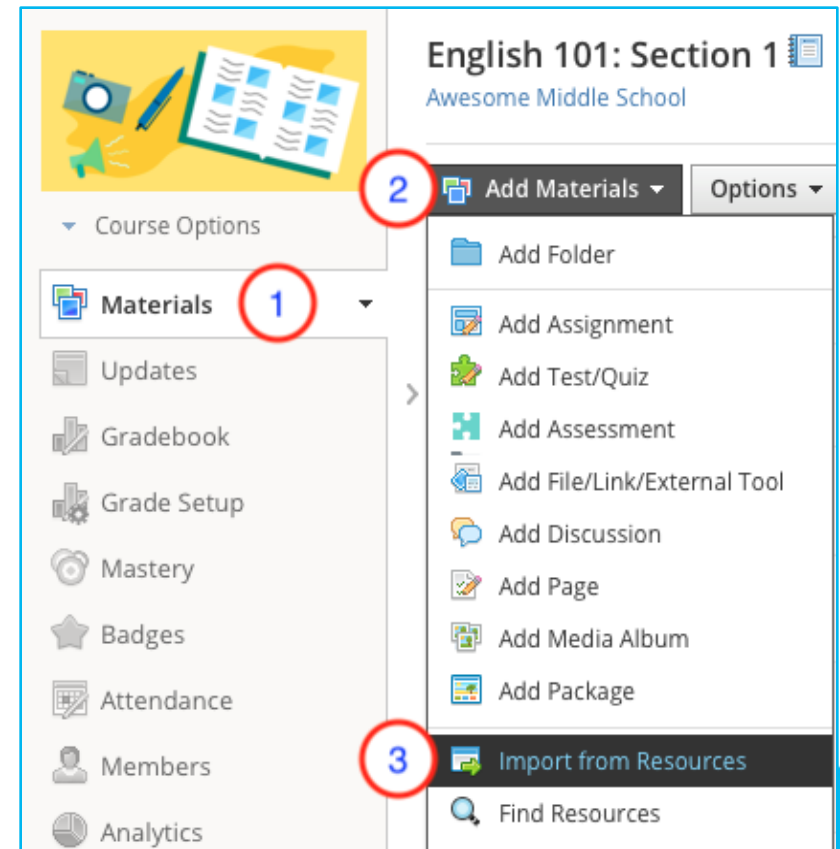
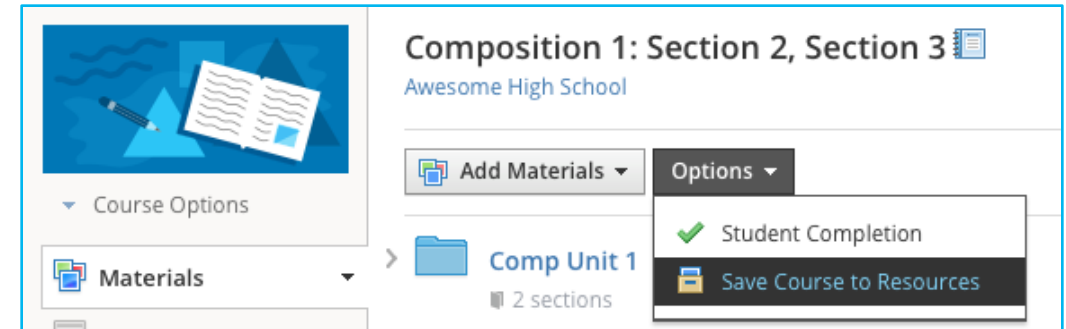
Course Admin (Teachers)

Best Practice Tip #2: Save Courses/Content to Personal Resources

- Save an Archived Course to **Resources** and reuse the same materials for the next school year, in a new course with new students and a new grading period.
- Next year, Instructors & Course Admin can easily import those materials into their new course.



Tip: Share Collections easily with colleagues on your ["Connections" list](#).



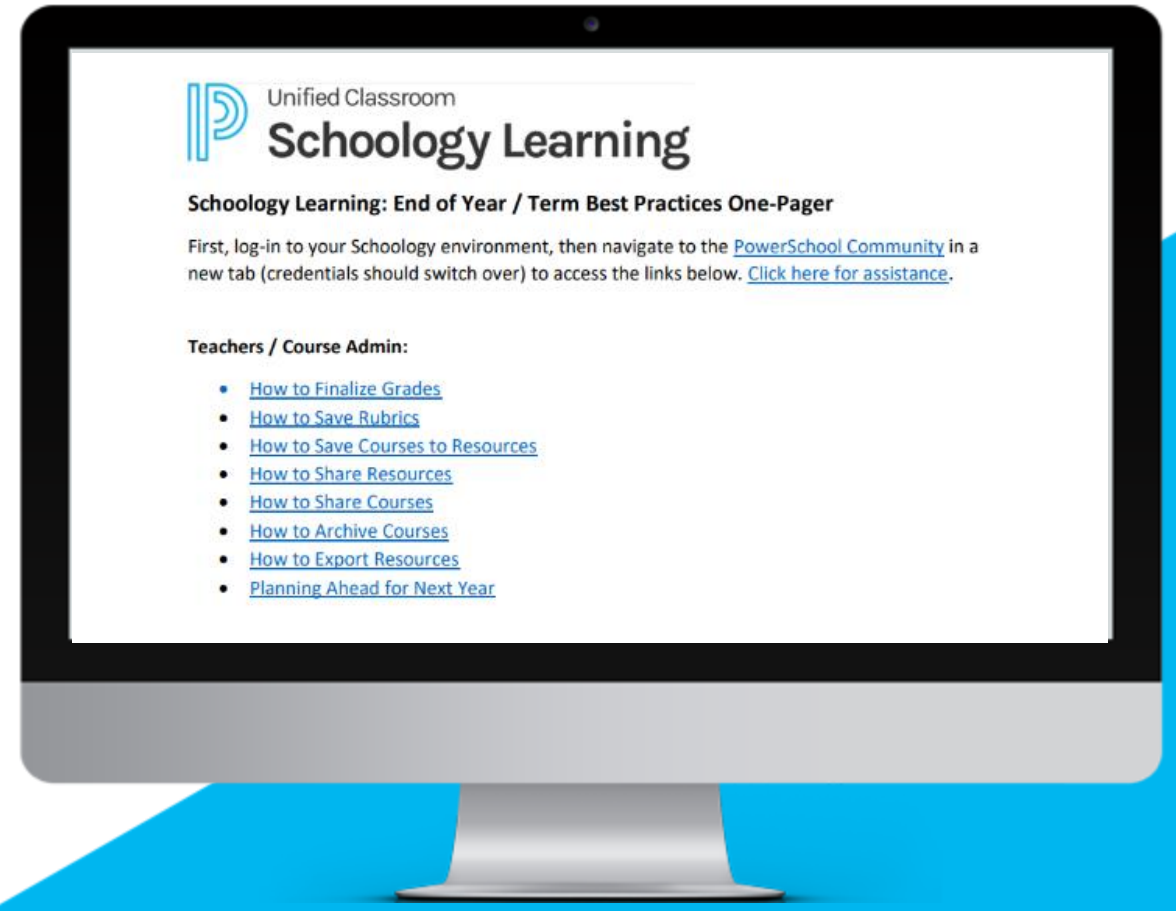
Course Admin (Teachers)

Best Practice Tip #3: View & Share Schoology Resources for End of the Year / Term Best Practices One-Pager

https://bit.ly/SGY_Endofyear



Tip: Watch the webinars for End of Year Tips & Tricks featured at the bottom of the one-pager!



System Administrators – Extending the Grading Period

- Article: [Extending the Grading Period](#)
- Allows teachers extra time to input grades
- Access Grade Settings from School Management
- Editing the grading period will affect ALL courses; option to add an additional grading period at the course level to affect a specific course only.
- Grades will only continue to passback IF the grading period is still open in SIS



System Administrators - Archiving

- 24 hour "buffer" period after close of a grading period before courses auto-archive and switch over to the Archived tab in 'My Courses'
- Grade passback in archived courses is disabled
- Optional: Enable permission for students to view archived courses so they can submit unfinished work
- No course content or enrollments are lost during the archival process
- Access Archived Courses in the Archived tab under 'My Courses' indefinitely (*grading period must remain in the district environment*)



Manually Creating Summer School Courses

- Courses can be manually created by Teachers, if permission enabled, in Schoology which can be used for Summer School.
- System Admin can also manually create courses and enrollments by importing them into Schoology. **Any courses that are manually created or imported in Schoology would not be affected by your SIS sync.**
- First, create a 'summer school' grading period to associate these courses with, then manually create the courses or use the import process.
- [Grading Periods in Schoology](#)
- [Importing Courses](#) / [Importing Course Enrollments](#)



Syncing Summer School Term via SIS App

- If Summer School courses and data are housed in your SIS, then use sync to create courses and enrollments in the same way for a regular school year.
- When creating Summer School grading period, associate it with the active year as 2022-2023 in the SIS app. Sync users/courses/enrollments for this grading period as normal.



Tip: Should Schoology Rollover occur during an active Summer School session:

- Remember switching the active year in Schoology will stop the sync with your Summer School courses, as those are associated with the previous year
- Any changes in courses/enrollments will need to be managed manually in Schoology

Rollover

Close Out & Start Fresh

Have you planned for Rollover yet?

- A. Wait, what's rollover?
- B. I'm just trying to make it to Friday.
- C. I know it's creeping up soon.
- D. Yep, it's on my To-do list.
- E. Check! I'm a Rollover Ninja.

Answer in the Chat!

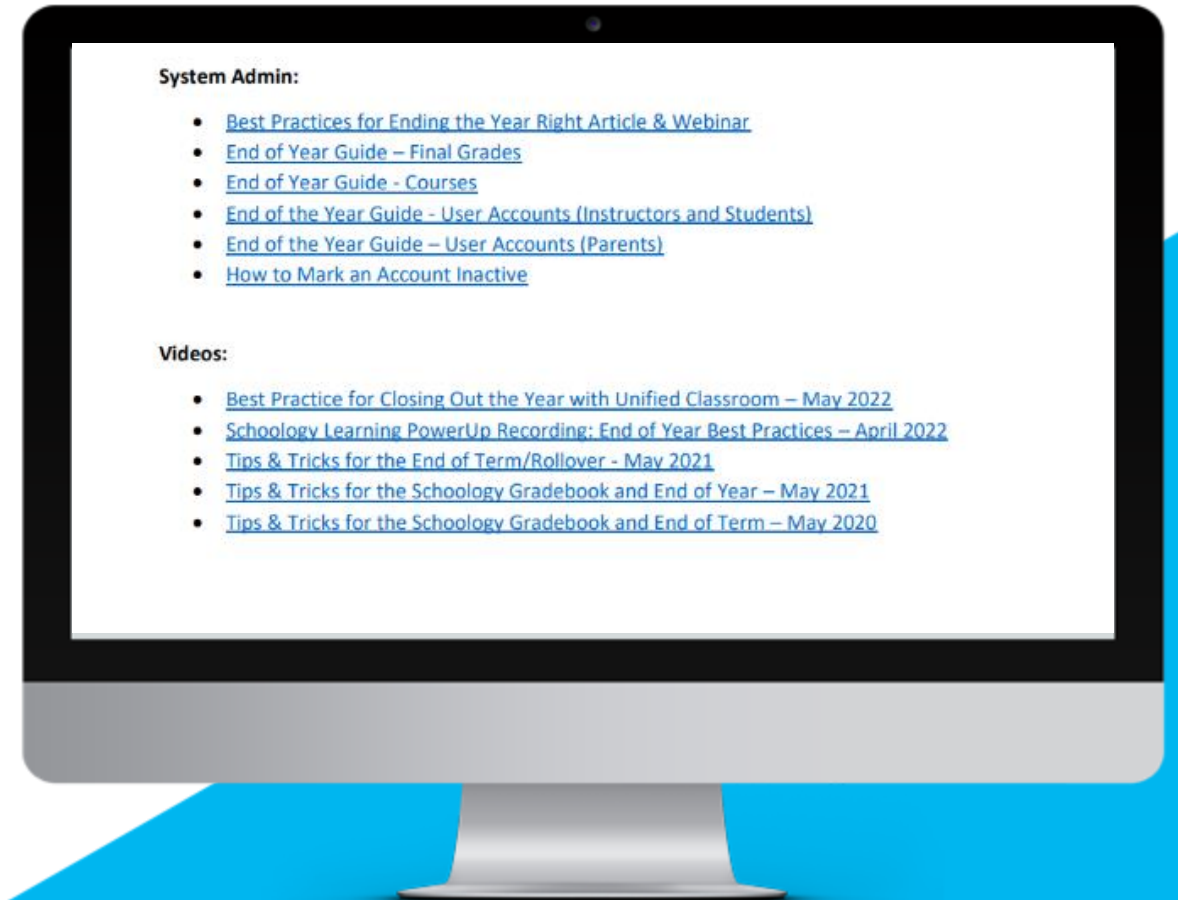


Do-It-Yourself Rollover Resources

End of Year Guide for System Admin: **Schoology Resources for End of the Year / Term Best Practices One-Pager**

https://bit.ly/SGY_Endofyear


**Self-Paced Rollover Course:
DNKX-ZWDV-ZFHQG**



Partner with PowerSchool Rollover

Rollover Readiness Package:

- Rollover flyer: https://bit.ly/SGY_Rollover
- Includes 1:1 time with an SME for rollover assistance including setting-up grading periods, provisioning users and enrollments, assistance with moving parent accounts, and access to a private group for best practices.
- **Updated pricing** - if you're interested, please reach out to your PowerSchool contact soon or sales@powerschool.com



Schoology Help Center

The Schoology Help Center is available for all users 24/7 at <https://uc.powerschool-docs.com/> or by clicking the 'Support' button in the Schoology footer then 'Product Help'.

The screenshot shows the Schoology Learning Help Center interface. The top navigation bar includes the Schoology Learning logo and a search bar. The left sidebar contains an expandable menu with categories: System Administrators, Instructors, Students, Additional Features, and Release Notes. The main content area is titled 'Schoology Learning Help' and features sections for 'Recent Topic Updates' and 'Hot Topics'. The 'Recent Topic Updates' section lists several articles, including 'Assessment Reporting and Item Analysis', 'District Scale Creation (System Admins)', 'Immersive Reader', 'Schoology Learning Release Notes: March 2023', 'Student Annotations (Instructors)', and 'Student Annotations (Students)'. The 'Hot Topics' section lists 'Parents', 'Getting Started for Sys Admins', 'Getting Started for Students', 'Getting Started for Instructors', and 'Courses (Students)'. A right sidebar titled 'On this Page' lists 'Recent Topic Updates', 'Hot Topics', and 'Additional Help and Support'. A search bar at the top right is labeled 'Search for helpful articles'. Annotations with red arrows point to the 'Expandable menus' on the left, the 'Release Notes' link, the 'Recent Topic Updates' list, and the search bar.

Expandable menus

Search for helpful articles

See what's new and when it's coming by subscribing to Release Notes

See when articles are updated

Managing System Changes- Thinking Ahead

Technical Changes

- Changing Student Information System
- Integrating Third-Party Tools
- Customizing Schoology Environment

Role Changes

- **ACTION REQUESTED: Updating Support Contacts in Schoology**
 - Tools > School Management > Support Contacts
 - Select from the following users who have the "Administer school" permission. You may select up to 3 contacts.
- Preparing new System Admin
- Reviewing User Roles and Permission Settings
- Onboarding new Teachers, collaborating with Professional Development

System Admins- Thinking Ahead

Some examples might be...

- ✓ Are you planning on using any new LTI or External Tools district-wide next year?
- ✓ Did C&I purchase content? Or are they planning on importing the content from another platform?
- ✓ Are you implementing Standards-Based-Grading?
- ✓ Are you planning on turning on SIS Attendance app in Schoology?
- ✓ Have you thought about turning off the Test/Quiz tool to move teachers into the more robust Assessments tool?
- ✓ If you are making changes, have you reached out to communicate the need for Professional Development to inform and train faculty/staff?

Tip: Work smarter, not harder! Pair with our Services team to get this done for you. Peruse the KTO menu: https://bit.ly/SGY_KTOmenu



Questions

Join Us Again!


Sign up for a date and time that works best for YOU!

August 8th @ 4pm ET

August 10th @ 1pm ET

October 10th @ 4pm ET

October 12th @ 1pm ET



EDGE 2023

PowerSchool #PSEdge

Join us on education's cutting edge at the year's most transformative K-12 community conference. Learn, share, and collaborate to reach your fullest potential through hands-on sessions, expert talks, and inspiring insights from peers and K-12 leaders.

July 9-12, 2023

Walt Disney World Dolphin Resort, Orlando, FL

<https://edge.powerschool.com>

Thank you for your Partnership!

