

Welcome to PowerSchool PowerUps: Schology Learning



PowerUPs

February 16, 2023

Today's Agenda

- Welcome and Agenda Overview
- 2023 Meeting Information
- Schoolology Learning
 - Product Updates / Roadmap
 - Support Updates
 - Today's Topic / Best Practices
- Q&A

**Please add your school district to your Zoom name!*



Recordings are Available on PS Community!



The screenshot shows the PowerSchool Community website. At the top, there is a navigation bar with the PowerSchool logo and links for Product Support, Product Roadmap, Services, Contact Support, Our Community, and Events. Below the navigation bar, there is a section titled "Watch Now! PowerSchool PowerUps: Classroom (Schoolology Learning)". This section features a blue banner with the PowerSchool logo and the text "PowerUPS". Below the banner, the text reads "PowerSchool PowerUps: Classroom" and "PowerSchool PowerUps: Classroom meetings are led **monthly** by the Classroom Education Impact Consultant Team. These meetings focus on various topics and updates for **Performance Matters** and **Schoolology Learning**." Below this text, there is a section titled "Previous Recordings" with a link for "January Recording: Advisor/Advisee Roles and Section Level Override Roles". At the bottom of the screenshot, there is a Schoolology logo and a photo of a woman smiling.

Search:
"Watch Schoolology
PowerUps"

Scroll down for
Previous Recordings

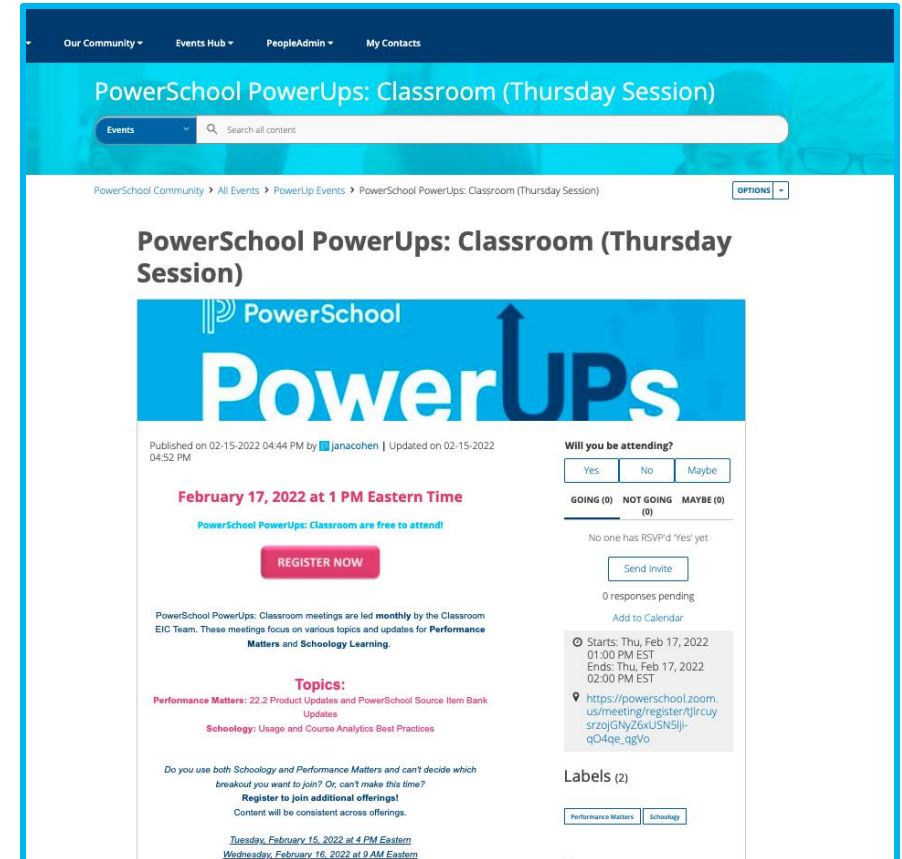
PowerSchool PowerUps Events Page: Live!

Register for **any** upcoming PowerSchool PowerUp Events!

- *Events Hub > All Events > PowerUp Events*

PowerUps are currently offered for:

- Classroom (Schoolology Learning, Performance Matters)
- Unified Classroom Special Programs
- Naviance
- Enrollment
- Unified Insight
- Talent (Professional Learning, Applicant Tracking, Records and Onboarding, Perform)



Upcoming Schoology Webinars



2023 Webinar Series

- ✓ Unified Classroom® 2023 Roadmap
- ✓ Partnership Spotlight: Skooli Live One-to-one online tutoring with professional teachers
- ✓ Best Practice for Closing Out the School Year with Schoology Learning



March 21st - Unified Classroom 2023 Roadmap



April 18th - Partnership Spotlight: Skooli



May 2nd - Closing out the School Year with Schoology Learning

Register Today!

EDGE 2023

PowerSchool #PSEdge


Join us on education's cutting edge at the year's most transformative K-12 community conference. Learn, share, and collaborate to reach your fullest potential through hands-on sessions, expert talks, and inspiring insights from peers and K-12 leaders.

July 9-12, 2023

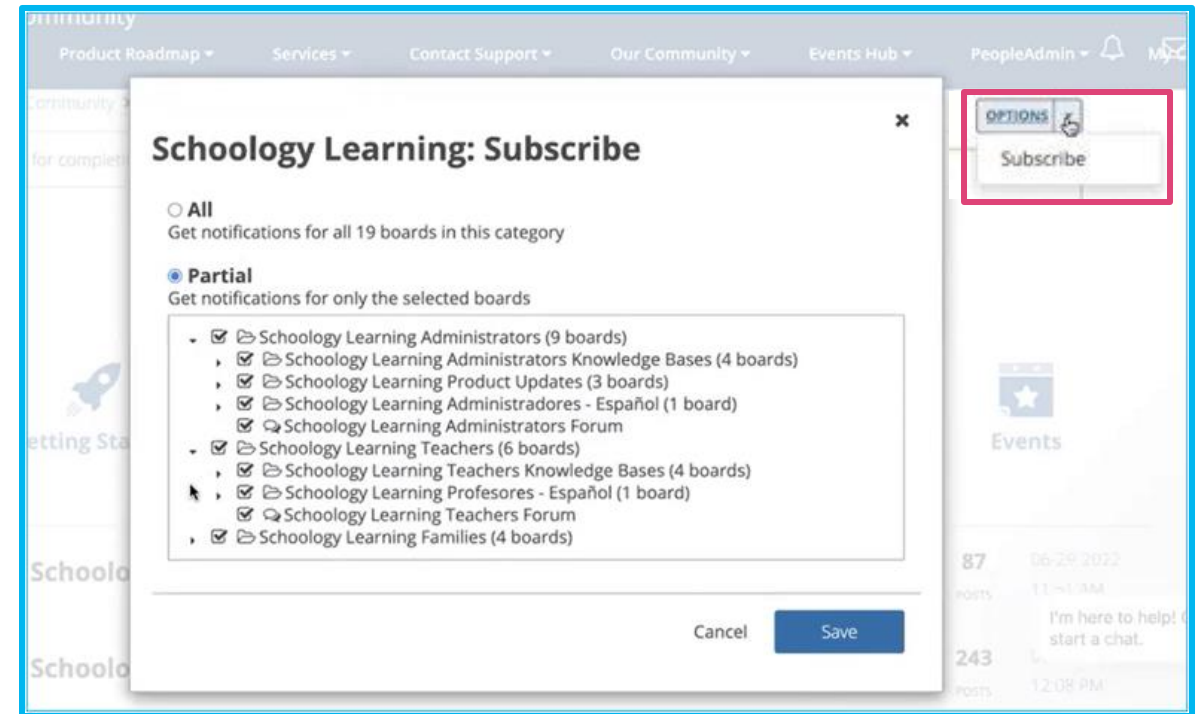
Walt Disney World Dolphin Resort, Orlando, FL

<https://edge.powerschool.com>

Staying in the Know



- PowerUps!
- Subscribe: Newsletters & Update in PS Community
- Monthly Release Notes
- Webinars
- Join Groups
- Connect with your PowerSchool Contact



Product Updates

Renee Springer, Director, Schoology Product Management

Learning: Recently Released

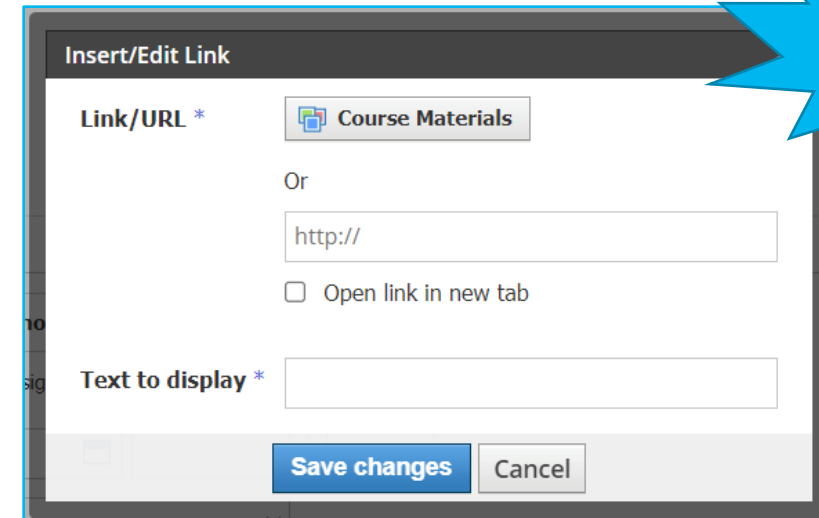
Inline Linking

What it is


To provide teachers with the ability to select an existing Course page when adding a link in the Rich Text Editor.

Why we think you will like it

This reduced the steps and clicks required for teachers inserts a link into the Rich Text Editor (RTE).



Insert/Edit Link

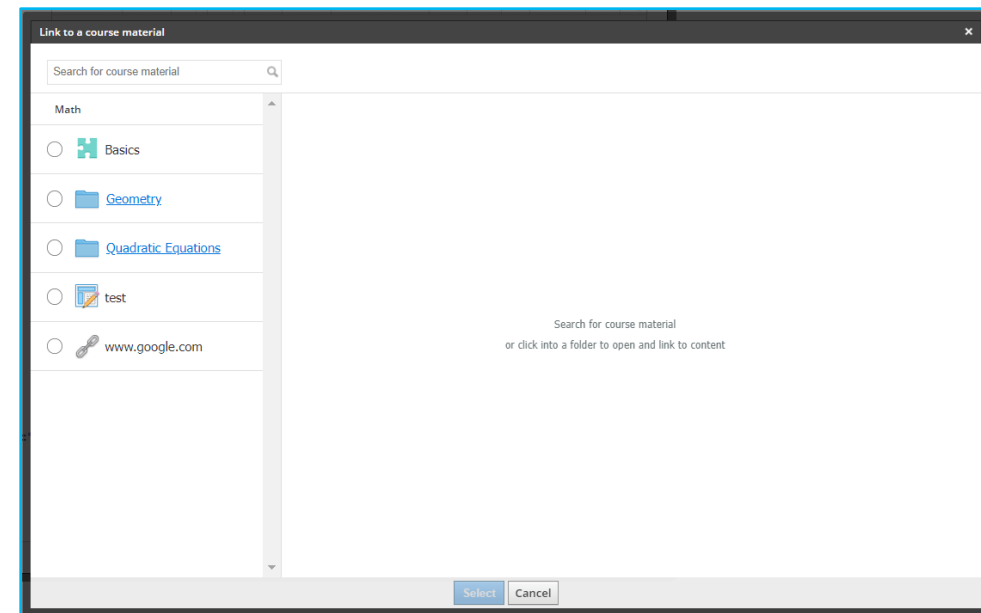
Link/URL *  Course Materials

Or

Open link in new tab

Text to display *






Now available



Link to a course material

Search for course material

Math

-  Basics
-  Geometry
-  Quadratic Equations
-  test
-  www.google.com

Search for course material
or click into a folder to open and link to content

Accessibility Checker

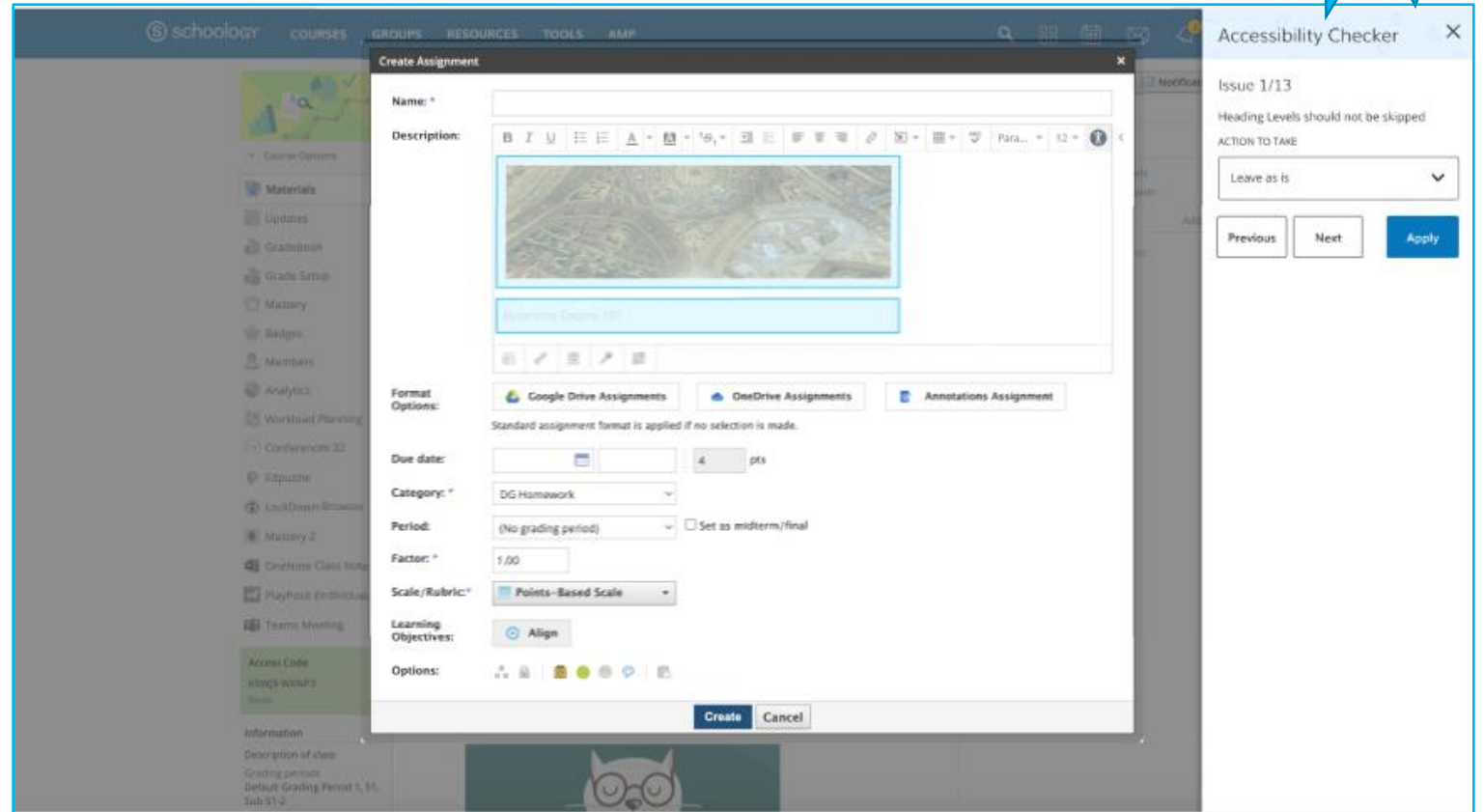


What it is

Ability for users to know whether the content they have entered in the Rich Text Editor meets accessibility standards.

Why we think you will like it

Empowers users (teachers and students) to know when their content does not meet requirements and to modify if necessary.



Aeries App Improvements


Now
available

- **What it is**

- Improving the Aeries -> SGY Integration to more accurately meet classroom needs for passback and provisioning, which include:
 - Updated error messaging for grade sync
 - Adding the ability to select which email to use for provisioning by role

- **Why we think you will like it**

- The enhancements will add support for Aeries workflows to streamline the experience for teachers and admins in the Aeries SIS app.
- Administrators and teachers will gain more flexibility in selecting emails for provisioning, reducing the need to update email addresses during implementation
- Updated error messaging to enable teachers to resolve sync errors faster



New Locations to Message Students

What it is

We are adding the ability for Course Admins to contact students from 6 new locations:

1. Gradebook
2. Student Grade Detail
3. District Mastery
4. Edit Grades pop-up/modal
5. Grading groups
6. Grading Group members list

Why we think you will like it

This gives teachers the ability to contact students right from the context that a teacher is working in, saving clicks and reducing cognitive load by pre-populating the new message with the student's name.

American Literature: 101A, 101B ▶

101A ▾ All members (3) ▾ Period 2 ▾

Last Name, A-Z ▾		OVERALL	
		Calc.	Calc.
Meglio, Dominick	✉	N/A	N/A
Student 1, Schoology	✉ 📊	55.33	55.33
Student 2, SGY	✉ 📊	76	76

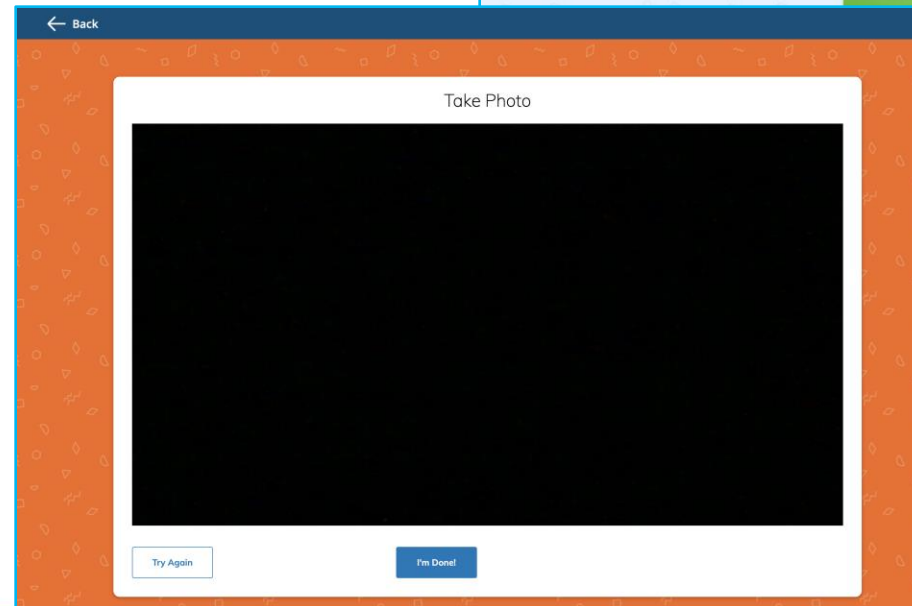
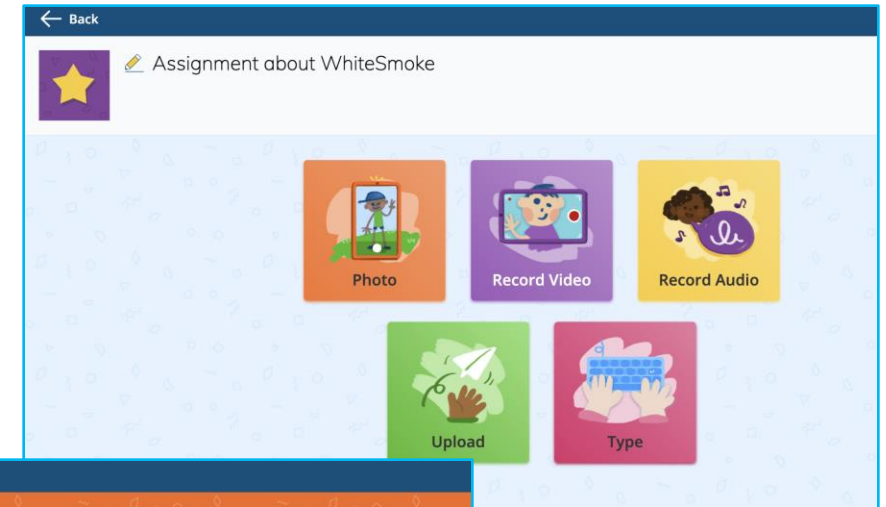
Improvement to the Elementary Experience

What it is

We are adding the ability for students to re-record audio, video, and photos in the platform. Additionally, we are enlarging the "Back" button for better usability with elementary learners.

Why we think you will like it

This gives us the ability to streamline and enhance the experience for early learners.



Learning: In Development

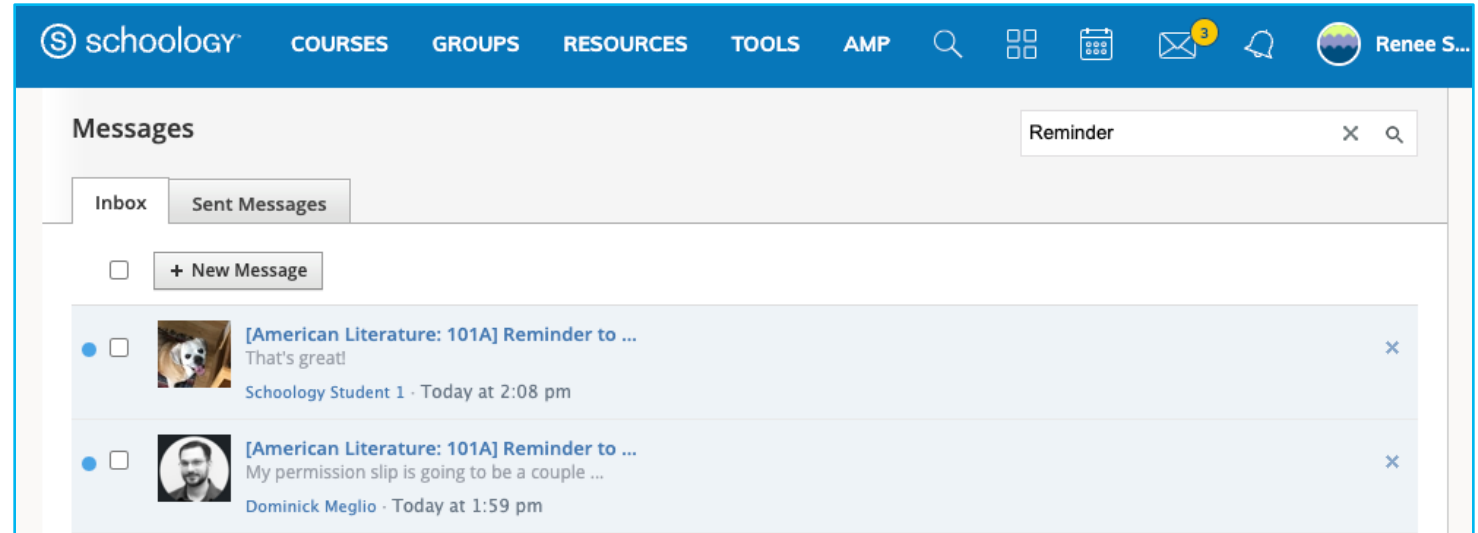
Search Messages

What it is

Empowers users to search messages by keyword.

Why we think you will like it

Today, finding a message is painful and requires a person to manually review each message one by one to find what they need. This will



To Do

What it is







An updated view on the Schoology home page to distinguish overdue, upcoming, and completed work for students.

Why we think you will like it





Today, the Schoology home page includes sections for Overdue and Upcoming assignments, but those don't necessarily indicate what a student actually has as action items. This update clearly delineates what needs attention.

To Do

OVERDUE

-  **Assignment 1/19 - Due soon** 
1 hour overdue
Algebra II - Teacher
-  **Chapter 5 Assignment** 
7 hours overdue
History - Jackson
-  **Matrices** 
5 days overdue
Algebra II - Teacher

UPCOMING

-  **Assignment 1/20** 
Due Friday, January 20, 2023 at 11:59 pm
November 23 - Dare
-  **Grade Column Assignment**
Due Monday, January 23, 2023 at 11:59 pm
Algebra II - Teacher
-  **LTI Assignment**
Due Monday, January 23, 2023 at 11:59 pm
Algebra II - Teacher

Course Templates: Distribute Content

What it is

A way for administrators to create a template and distribute content to existing course sections.

Why we think you will like it

Templates will empower central distribution of course content and simplify the steps for teachers to utilize district-sourced curriculum.

Publish to Sections (Select) ✕

Search

SCHOOL

COURSE NAME

COURSE CODE SECTION CODE

SECTION NAME

SUBJECT AREA

LEVEL

GRADING PERIOD

INSTRUCTOR LAST NAME

INSTRUCTOR FIRST NAME

0 selected Select All Unselect All 25

SELECT	SCHOOL	COURSE NAME	COURSE CODE	SECTION CODE	LEVEL	GRADING PERIOD
<input type="checkbox"/>	KES Titan Academy	Science - 9 1st Period			9	2022 and Beyond

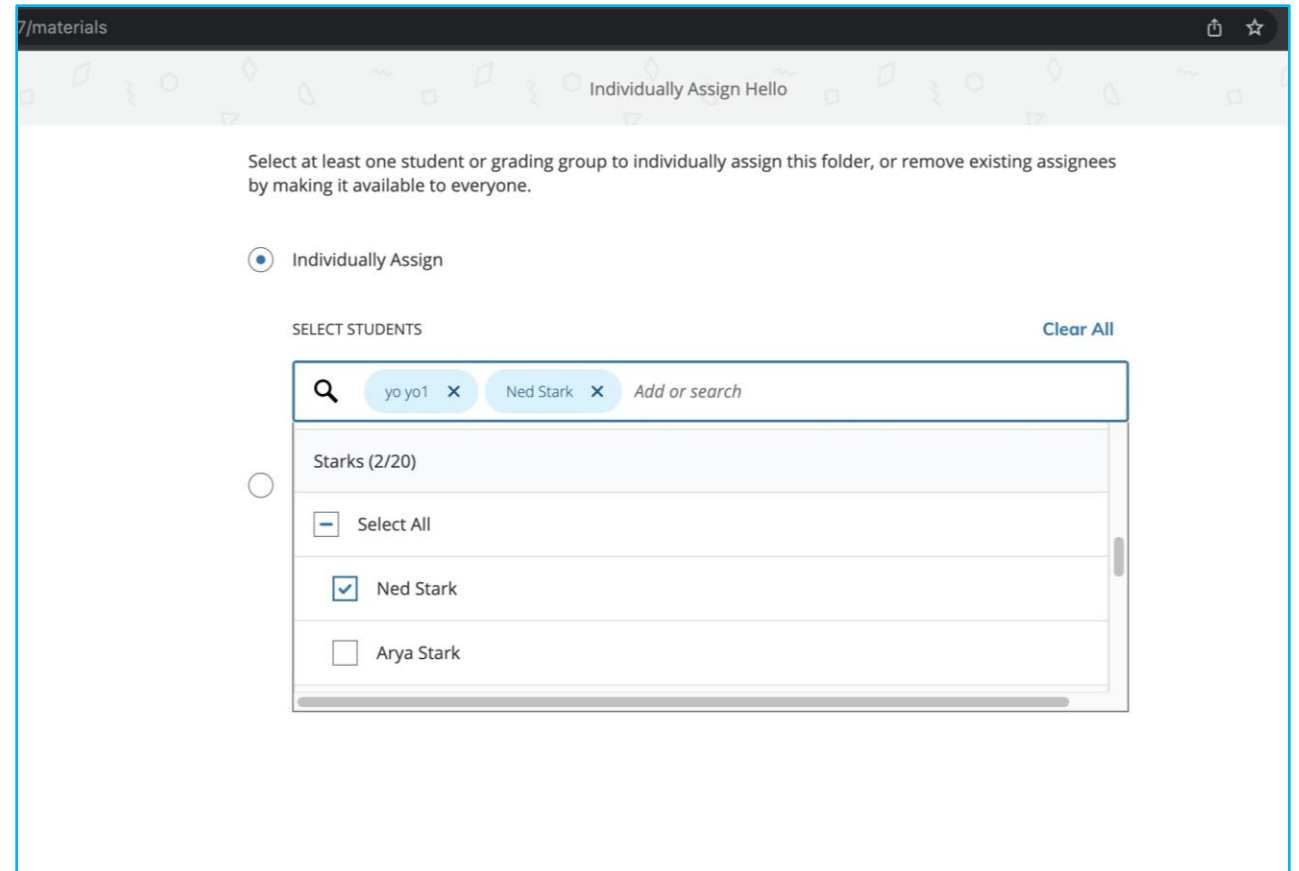
MyStudent Groups

What it is

The ability for teachers to assign course material to MyStudent Groups they created in PowerTeacher Pro or Performance Matters.

Why we think you will like it

This reduces time spent repeating steps to create the same student groups in multiple products, allowing more time strategizing for desired student outcomes instead of managing groups of students.



Design Refresh

What it is

An update to basic design elements in Schoology: fonts, background color, link colors, icons, and top navigation.

Why we think you will like it

This update freshens the Schoology design, introducing more modern design elements, without changing the user experience or any workflows.

The screenshot displays the Schoology interface for a course titled "Earth Science: Section 1, Section 2, Section 3" at Running Fox High School. The top navigation bar includes "COURSES", "GROUPS", "RESOURCES", "TOOLS", and "AMP", along with a search icon, a grid icon, a calendar icon, an envelope icon, a bell icon, and a user profile for "Sally Student".

The left sidebar contains a "Course Options" menu with items: Materials, Updates, Gradebook, Grade Setup, Mastery, Badges, Attendance, Members, Analytics, Workload Planning, Blackboard Collaborate, Cattura Video Platform, Teams Quick Meet, Conferences, and Detroit Test. Below this is an "Information" section for "Grading period Long".

The main content area shows a "Materials" dropdown menu with options: Add Folder, Add Assignment, Add Test/Quiz, Add Assessment, Add Common Assessment, Add File/Link/External Tool, Add Discussion, Add Page, Add Media Album, and Add Package. A "Cattura Video Platform" window is open over the "Add Materials" menu.

The course content is organized into sections:

- Your Mission into the Universe**: 1 group and 1 other · 3 sections · 10/30/20 12:00am and 1 other date
- Climate change online course**: 3 sections
- Rocks**: Must Complete · 3 sections
- Geology 306**: 3 sections
- Homework #6**: Scientists engage in news article reading, analyzing the questions, finding specific facts within the text then create claim statements using CER. · Unpublished
- Phases of the Moon**: 3 sections · Due Friday, November 17, 2023 at 11:59 pm
- Astronomy Worksheet**: 3 sections · Due Monday, May 28, 2018 at 11:59 pm

On the right side, there is a "Reminders" section showing 5 ungraded assignment submissions and 2 ungraded discussion posts. Below that is an "Upcoming" section for Tuesday, January 31, 2023, featuring a "Science Fair" event on Friday, November 17, 2023, at 11:59 pm.

Questions

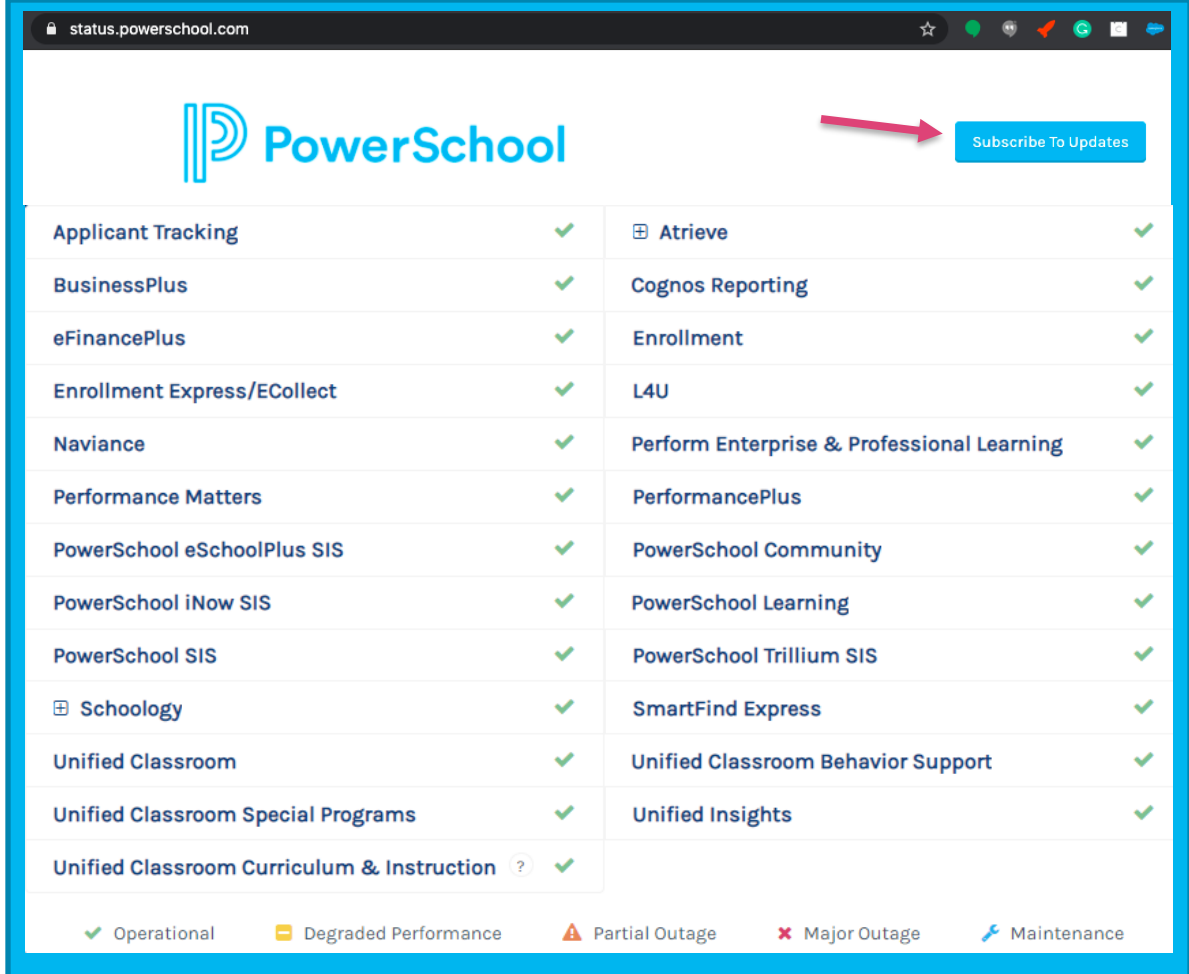
Support Updates

Katie Hart, Senior Manager

Holly Leisey, Advanced Support Engineer II

PowerSchool Status Page Update

- PowerSchool Status Monitor is available at **status.powerschool.com**
- Any user can *Subscribe to Updates* for any PowerSchool product
- By subscribing to updates, you will receive email notifications when an update is posted for the products you selected
- Also learn about scheduled maintenance outages



The screenshot shows the PowerSchool Status Page at status.powerschool.com. The page features the PowerSchool logo and a "Subscribe To Updates" button, which is highlighted with a red arrow. Below the logo is a table listing various PowerSchool products and their operational status. A legend at the bottom of the page defines the status icons: green checkmark for Operational, yellow square for Degraded Performance, orange triangle for Partial Outage, red X for Major Outage, and blue wrench for Maintenance.

Applicant Tracking	✓	⊞ Atrieve	✓
BusinessPlus	✓	Cognos Reporting	✓
eFinancePlus	✓	Enrollment	✓
Enrollment Express/ECollect	✓	L4U	✓
Naviance	✓	Perform Enterprise & Professional Learning	✓
Performance Matters	✓	PerformancePlus	✓
PowerSchool eSchoolPlus SIS	✓	PowerSchool Community	✓
PowerSchool iNow SIS	✓	PowerSchool Learning	✓
PowerSchool SIS	✓	PowerSchool Trillium SIS	✓
⊞ Schoology	✓	SmartFind Express	✓
Unified Classroom	✓	Unified Classroom Behavior Support	✓
Unified Classroom Special Programs	✓	Unified Insights	✓
Unified Classroom Curriculum & Instruction ?	✓		

Operational (✓) Degraded Performance (■) Partial Outage (⚠) Major Outage (✖) Maintenance (🔧)

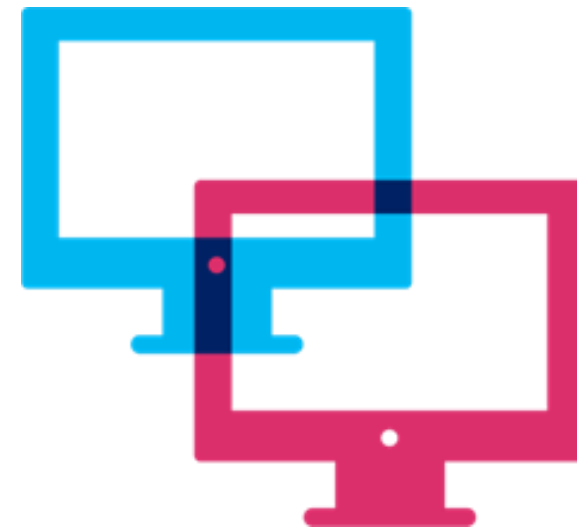
Checking Known Issues

Home > Product Support > Administrators > Schoology Learning > Schoology Learning Administrators > Schoology Learning Administrators Knowledge Bases > Schoology Learning Known Issues

PowerSchool explains:

- Summary of the issue
- A temporary workaround
- Fixed Results

Subscribe, under the Options drop-down, to the Known Issues page to be notified of a new post.



Known Issues Knowledge Base

PowerSchool Community

Product Support ▾ Product Roadmap ▾ Services ▾ Contact Support ▾ Our Community ▾ Events Hub ▾ PeopleAdmin ▾ My Contacts

Knowledge Base Articles

Schoolology Learning Administrators FAQs (33 Articles)

Q&A: Import PowerSchool Learning...
Q&A: Upcoming Changes for API...
Q&A: System Admin- External Tools
Q&A: System Admin- System Settings and...
Q&A: System Admin- Resources and Apps

Schoolology Learning SIS Integrations (7 Articles)

How-To: Prepare My Skyward Integration...
Troubleshoot: Invalid Adapter Credentials...
Known Error: Access Denied in SIS App
How-To: Prepare My eSchoolPLUS...
How-To: Prepare my SIS Connect...

Schoolology Learning System Requirements and Troubleshooting Tips (21 Articles)

Troubleshoot: User unable to Merge...
How-To: Fix a Course created before SIS...
Troubleshoot: Common Error Messages...
Troubleshoot: Access Code not Working...
Troubleshoot: Unable to see Embedded...

Schoolology Learning Administrators Webinars (7 Articles)

Register Now for Schoolology Learning...
Video: 5 Assessment Features That Will...
Video: 5 Best Practices for Structuring...
Video: Using Schoolology to Elevate Student...
Video: Getting the Most From Schoolology's...

Schoolology Learning Known Issues (8 Articles)

[Known Issue] Cannot apply availability rules...
Known Issue: Objectives provisioned from...
Known Issue: Rubrics aligned to Google or...
Resolved Issue: Users Unable to Attach a Link...

Known Issue: Links Attached to Messages are not Visible on Mobile App

Summary

When users view Schoolology messages from the mobile app, attached links do not display.

Reproduction Steps

1. Click Mailbox icon and select New Message
2. Use Link option to attach a Link/Embed to the Message before sending
3. As the message recipient, log in to Schoolology Mobile App and view Messages inbox

Expected Results

Recipient will see the link as an attachment on the message.

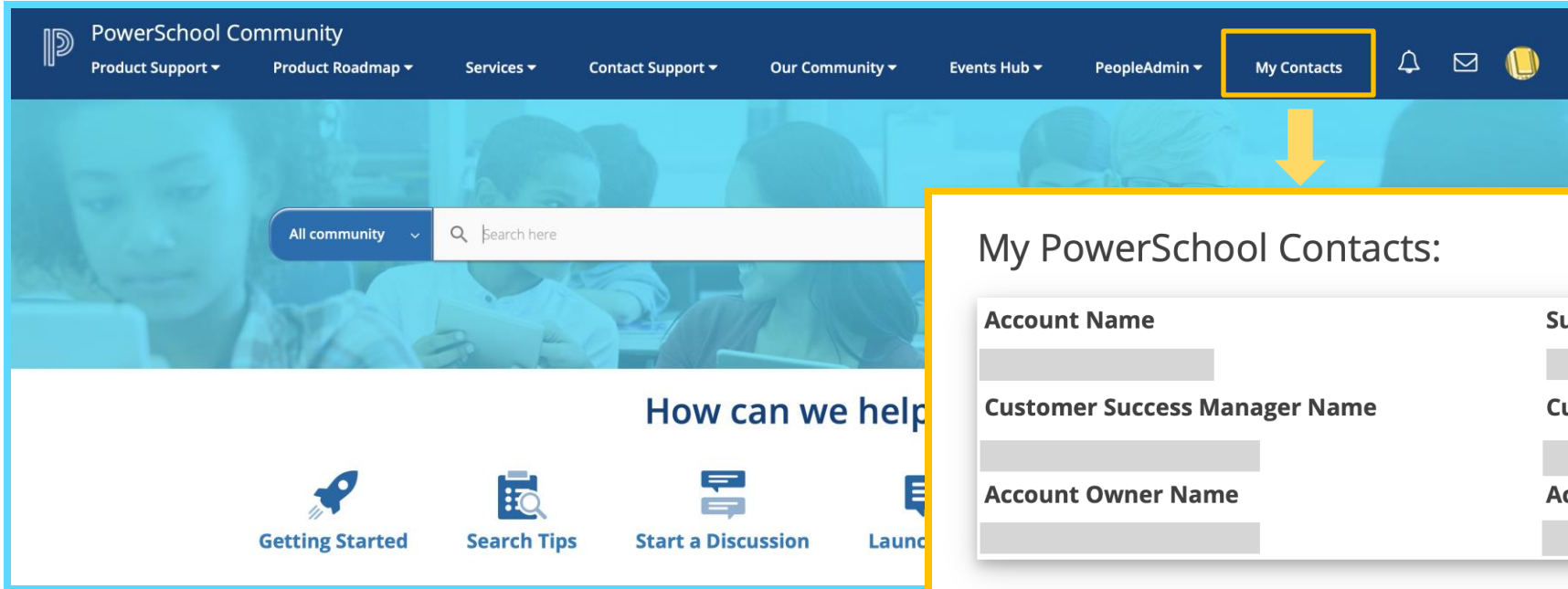
Actual Results

Recipient does not see the link when viewing the received message on a mobile device.

Workaround

1. Click Mailbox icon and select New Message
2. Copy the URL and paste into the body of the message
3. As the message recipient, log in to Schoolology Mobile App and view Messages inbox
4. Observe clickable URL in message body

How to Locate Your PowerSchool Contact



My PowerSchool Contacts:

Account Name

Customer Success Manager Name

Account Owner Name

Support I.D.

Customer Success Manager Email

Account Owner Email

Contact Support: [Launch Chat Support](#) or use our [Case Portal](#) for technical support.

Support I.D. : Enter your Support I.D. when initiating phone support.

Customer Success Manager: Contact for questions related to your account, invoices, renewals, and general feedback.

Account Owner: Contact for information about additional solutions and services.

Questions

Using the Schoology App

Available for both iOS and Android

Take a Poll

Logging into the Schoology App



Options to Log in:

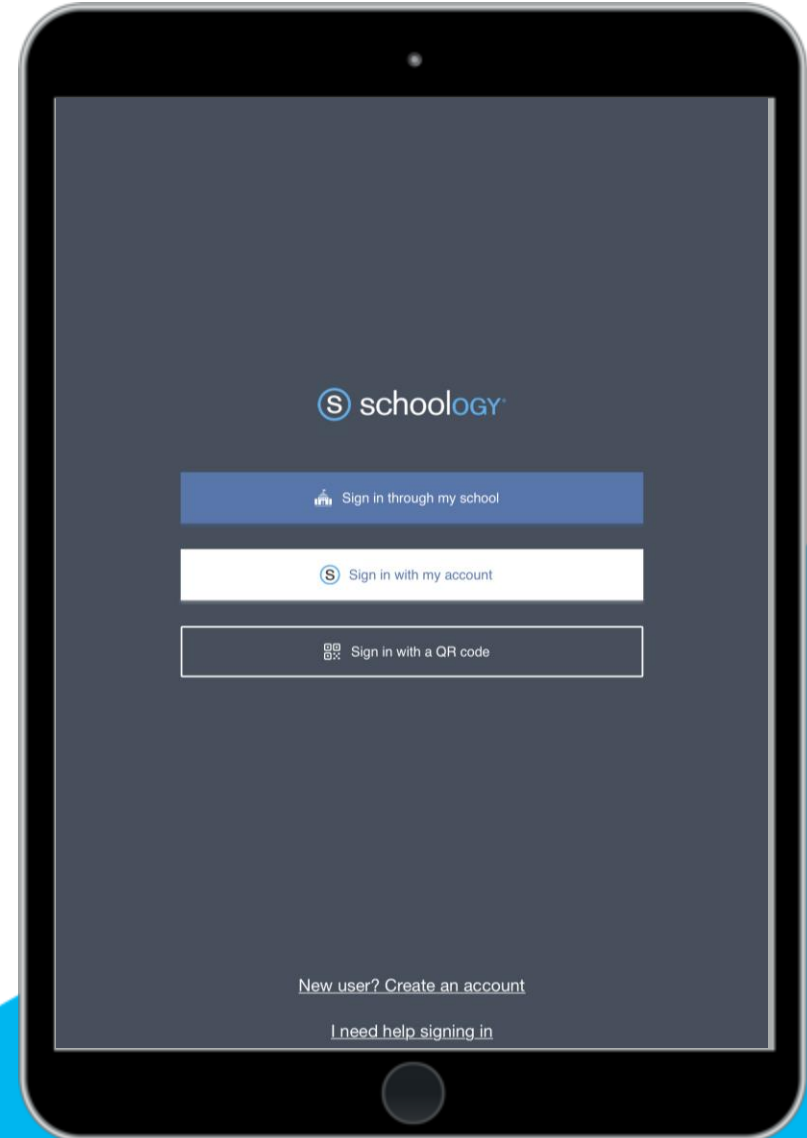
- Sign in through my school (custom)
- Sign in with my account (already have credentials)
- Sign in with a QR code (already have credentials, given QR code by teacher)

Apple (iOS)


- Supports latest 3 versions of iOS

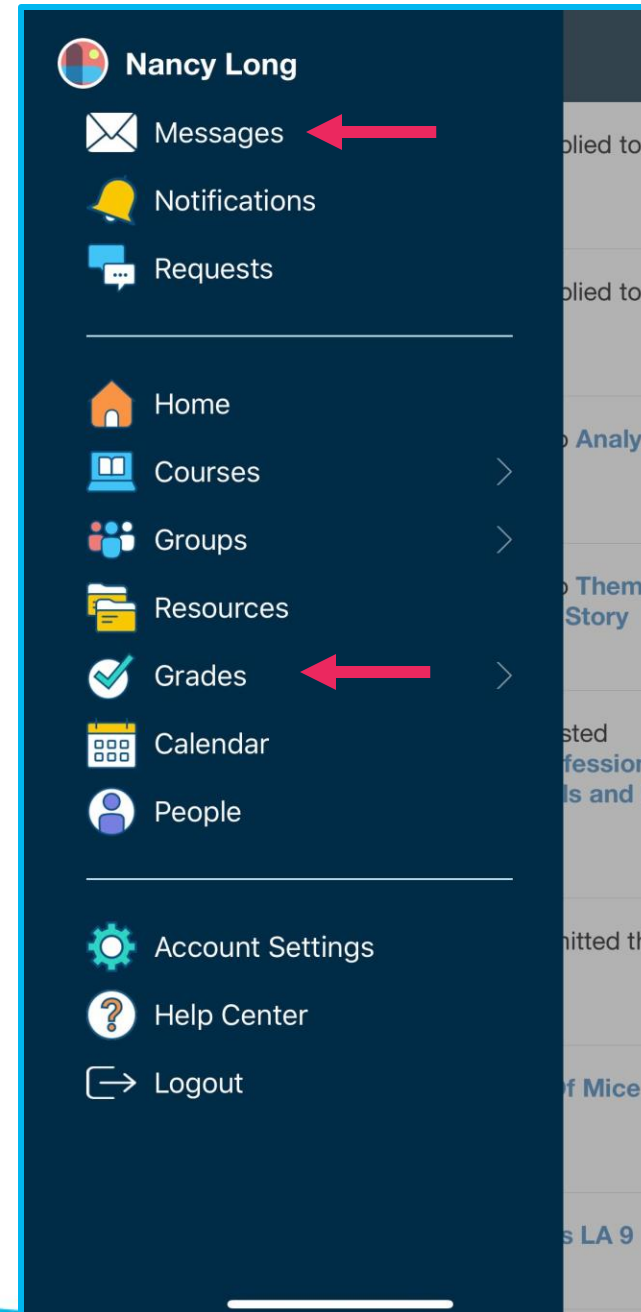
Android

- Supports latest 5 versions of Android



Navigation Menu

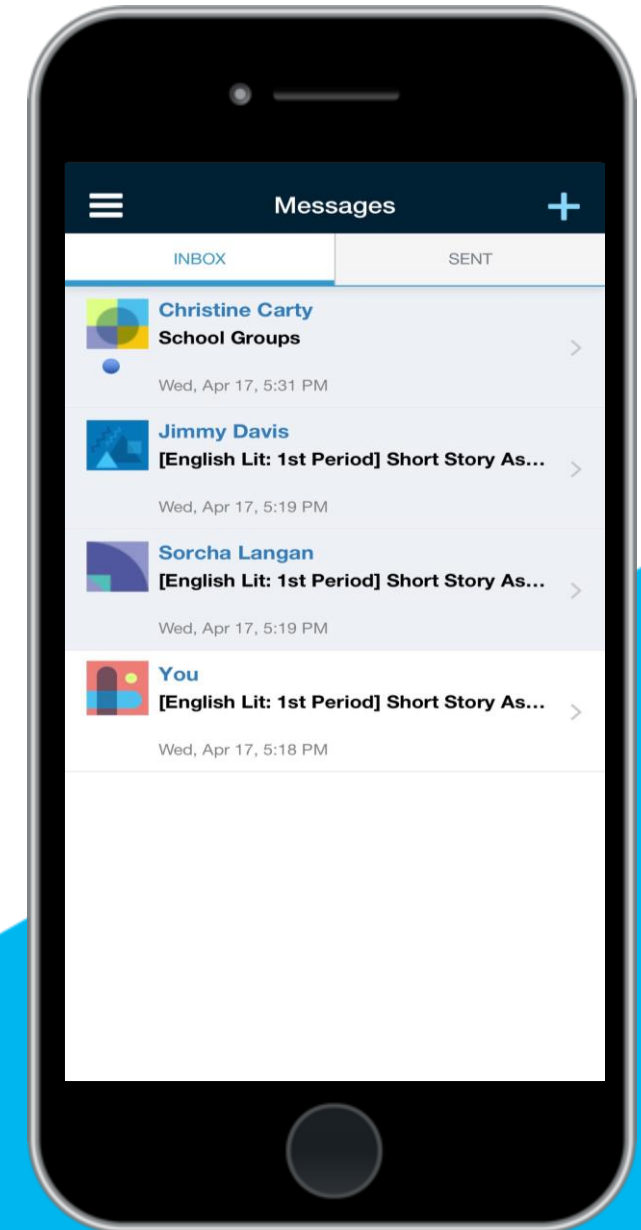
- The navigation menu allows you to quickly navigate to each essential location on the Schoology App.
 - Simply tap the navigation menu  icon in the upper left corner of the screen.
- This navigation menu is available on every page so that you can quickly navigate through the app from any point.



Tip: The Schoology App is quick way for parents to stay up-to-date with their students' happenings with the quickly accessible Messages and Grades tabs!

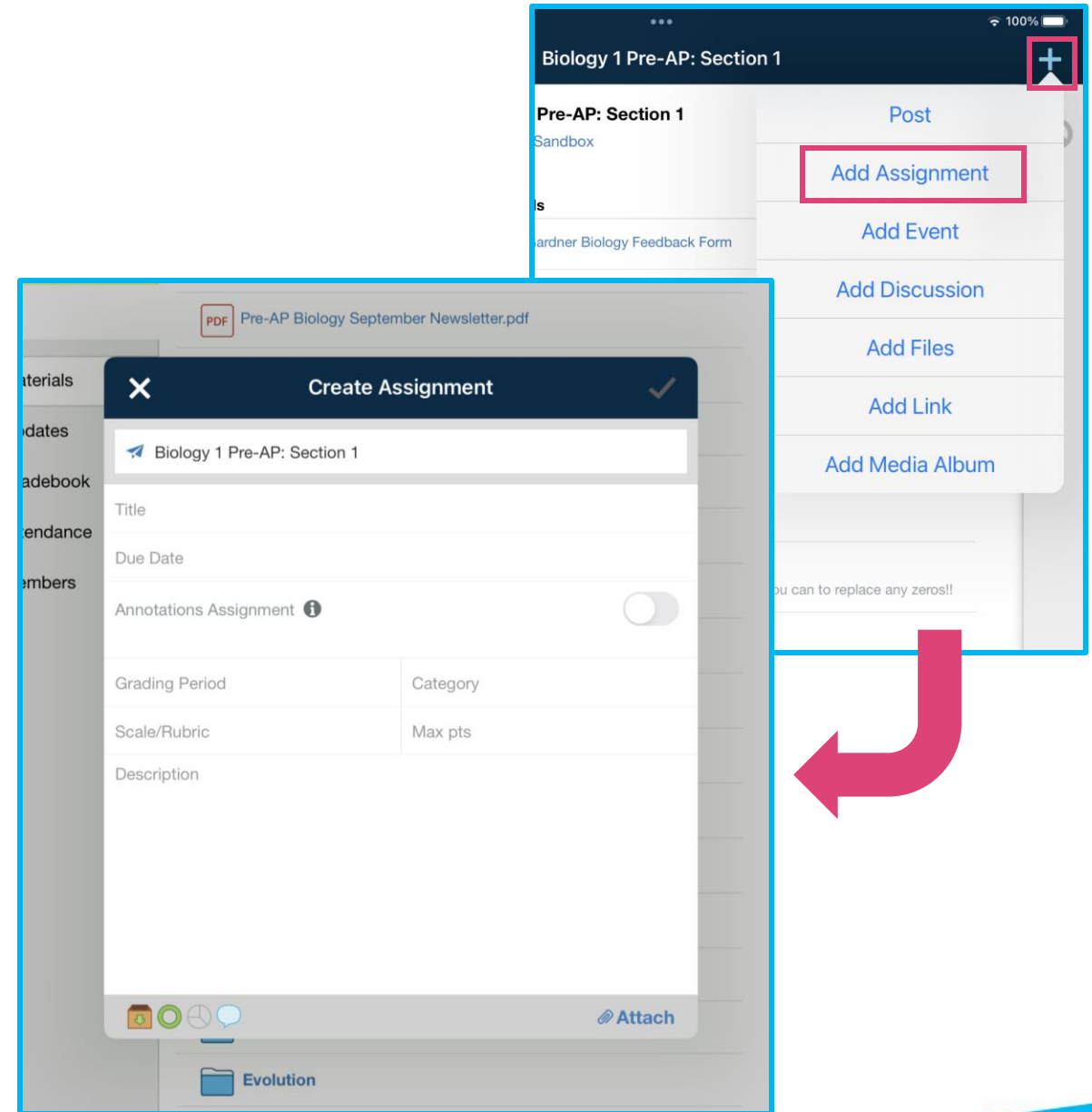
Schoology Messages

- **If Messaging is enabled by the district**, the Messages tab contains all received and sent mail in your Schoology account.
- **In the Messages tab:**
 - compose a new message
 - reply to existing messages
 - red dot notification = new message
 - blue dot notification = unopened message
- You can also send a message within a course.
- **Upcoming feature:** ability to search messages in the web browser.



Teachers

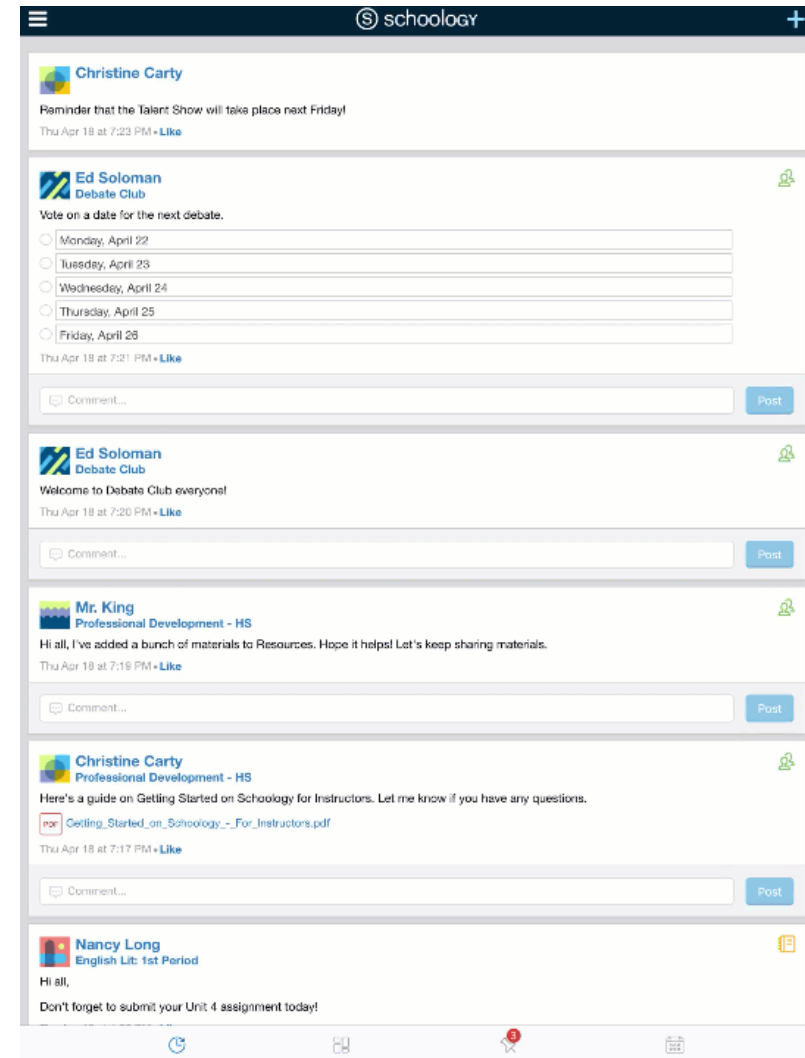
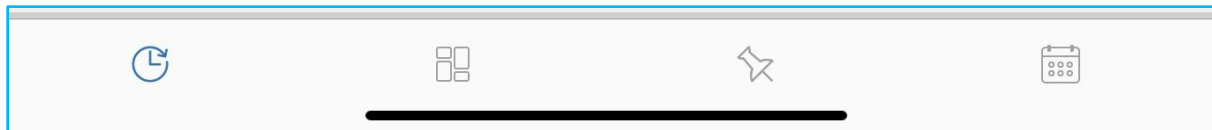
- Post an Update
- Add Assignment
- Add a Calendar Event
- Add Discussion
- Upload Files / Add Links (iOS)
- Add Media Album (iOS)
- Grade Student Assignments
- Create & Manage Messages
- Download Materials and Resources
- Join, interact with, and manage Groups
- Update and view Notifications



Teachers

Icons at the bottom of the **Teacher's view** (iOS) **Home** tab provide shortcuts to:

- Recent Activity
- Course Dashboard (tiles)
- Reminders (including Ungraded Items)
- Upcoming Events

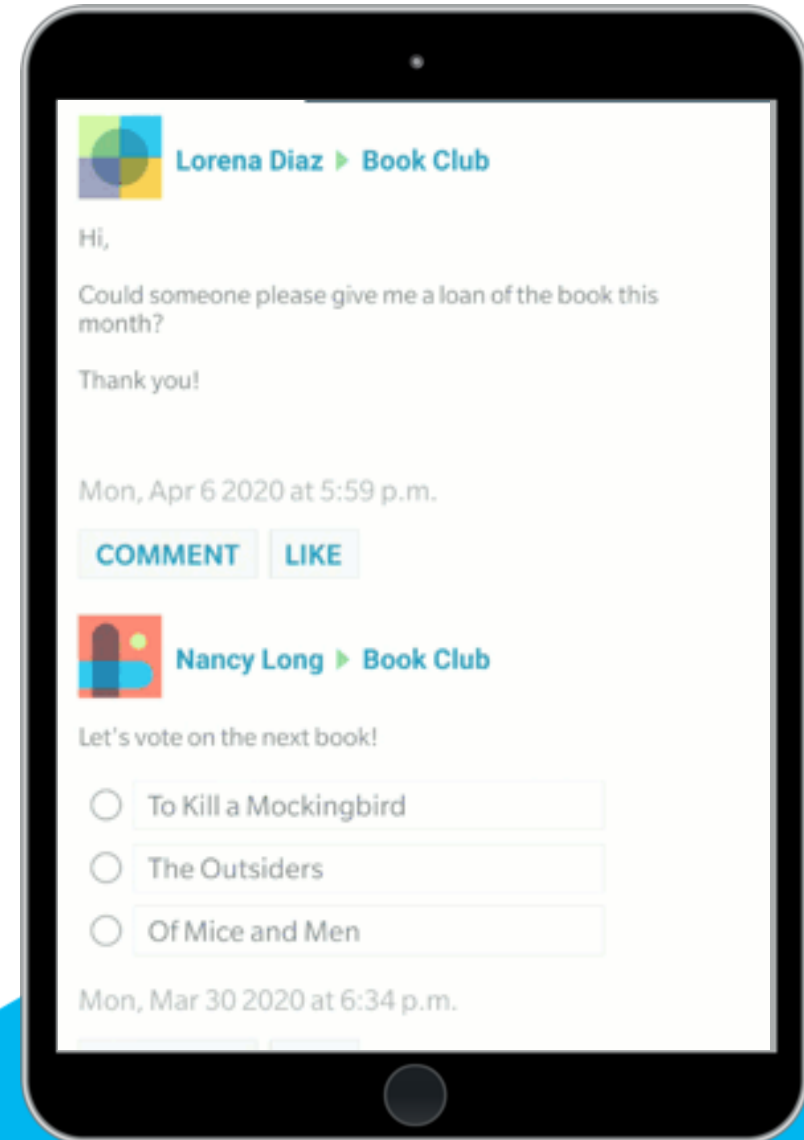


Students

The **Home** tab gives students quick access to the **Recent Activity**, **Course Dashboard**, and **Upcoming** areas in Schoology.

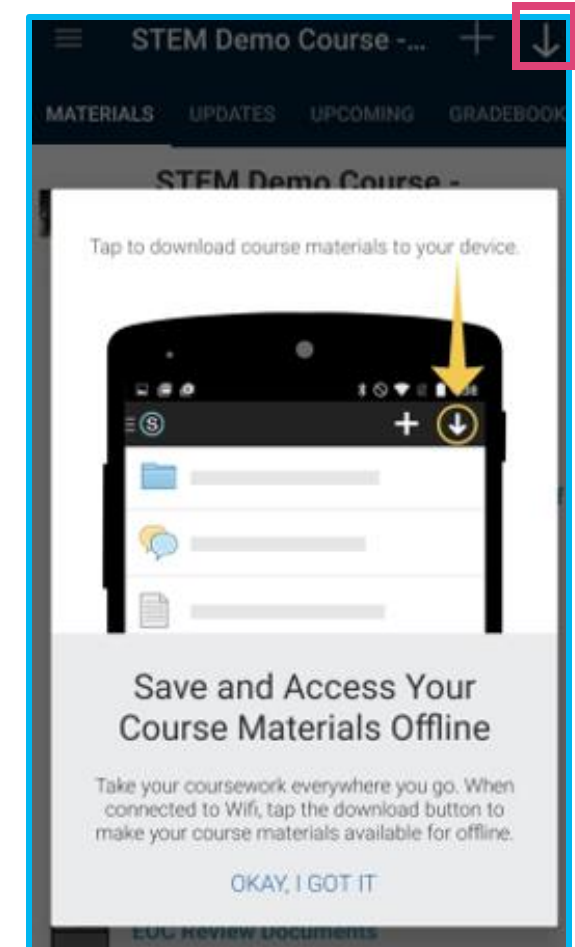
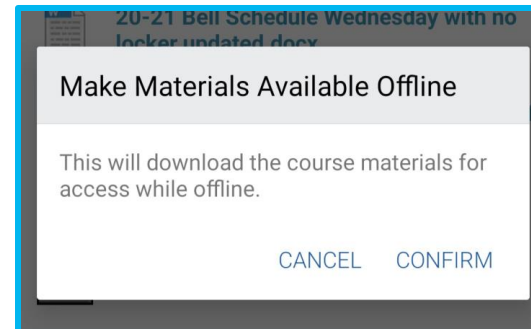
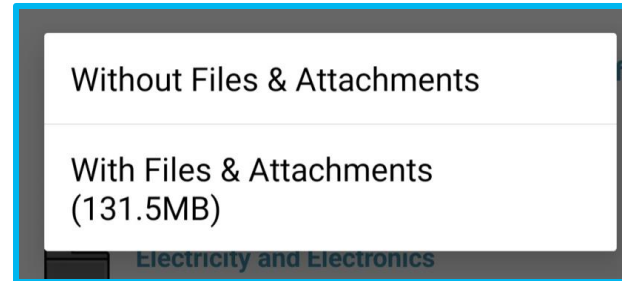
Students can:

- View Grades
- View and complete Assignments and Assessments
- Download Materials and Resources
- Message instructors and peers
- Join, interact with, and manage Groups
- Update and view Notifications
- Access and manage the Schoology Calendar



Course Materials - Offline Access

- The Schoology Mobile App (**Android**) allows users to **download** their Course Materials over Wi-Fi to **access materials when offline**.
- Students and Teachers can access Course Materials at home or on-the-go regardless of their internet connection status!

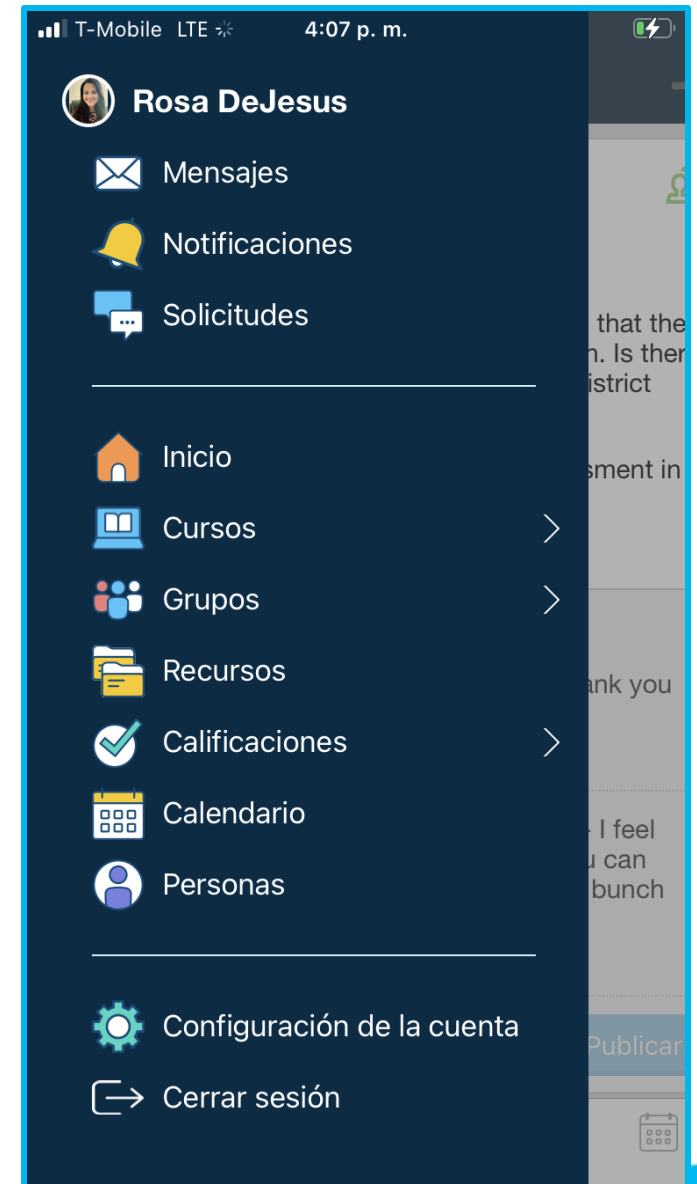
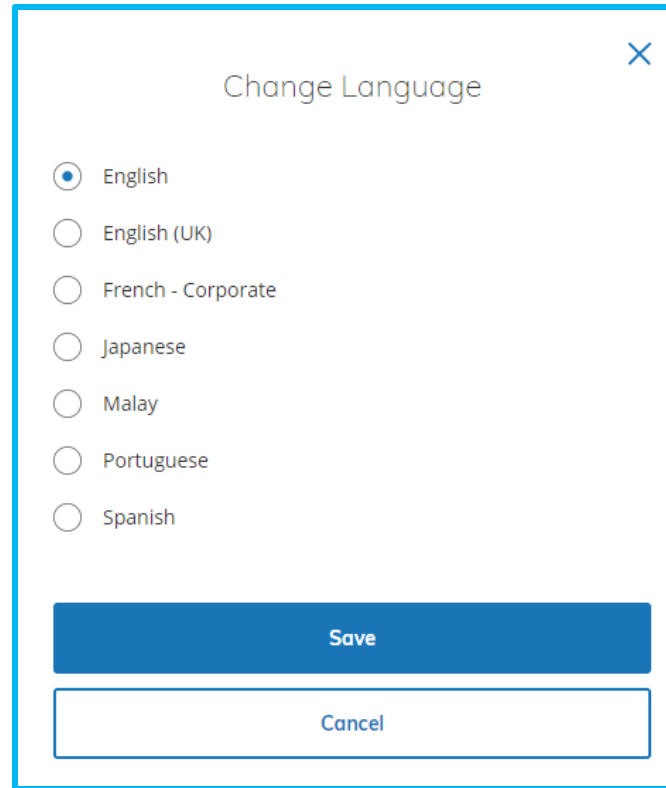


Language Options

To support English Language Learners, students (or any user) can **change the main language** of their **Schoology interface** (not the language of the material posted).

- In a web browser, locate the default "English" in the bottom left corner and click on it to choose a different supported language.
- The iOS app will reflect the chosen language of the device.

For translation services, use Immersive Reader's translation feature.

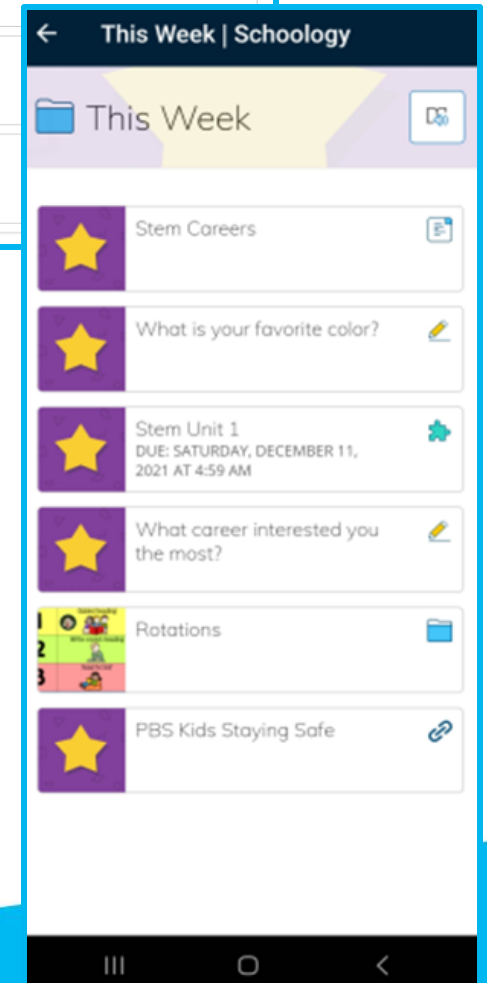
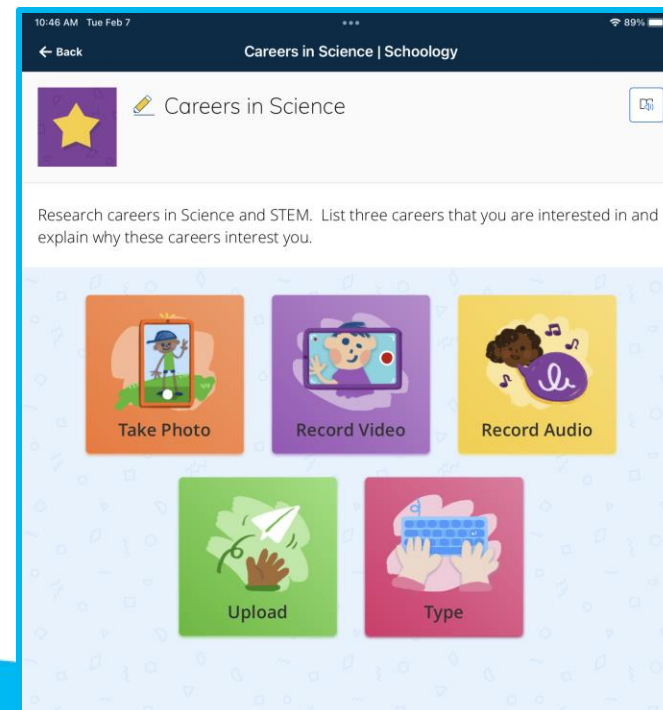
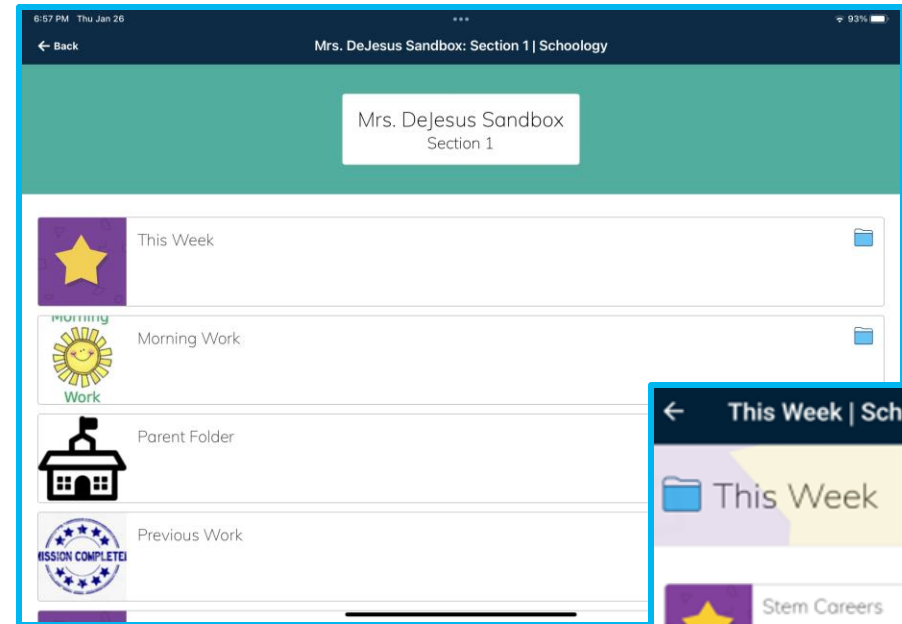


Elementary Experience

The **Elementary Experience** offers a more simplified version of your classroom with **large buttons, a clear workflow, and learner friendly interactions.**

Students can submit their work by:

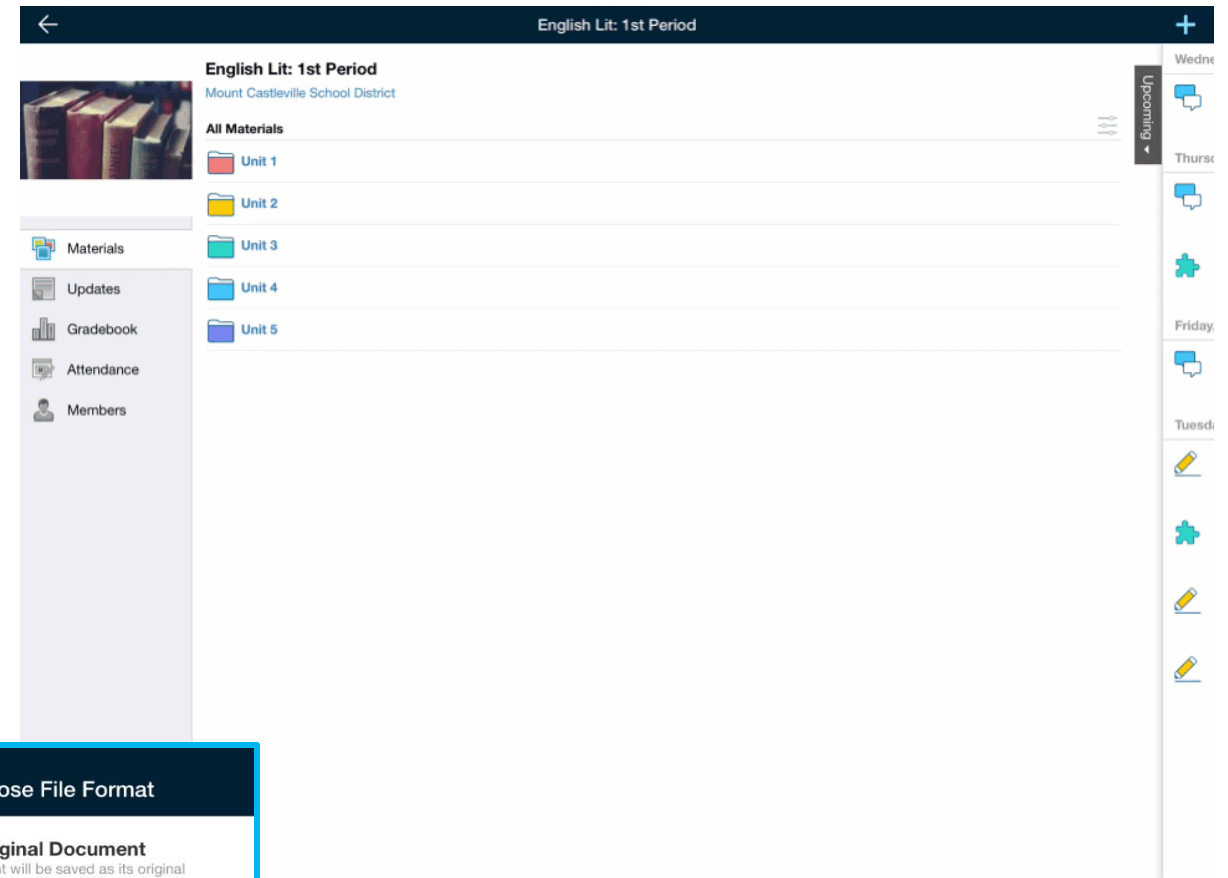
- Taking a photo
- Recording a video
- Recording an audio file
- Uploading a file
- Typing their answer in a textbox



Grading Student Submissions

Teachers can:

- Sort & filter submissions
- Annotate the submission
- Easily toggle between student submissions
- Assign a grade
- Leave feedback viewable in the gradebook
- Leave comments viewable in the assignment or attach a file
- Export the submission (iOS)



Grading with Rubrics (Android)

- To grade a student's submission using a rubric, tap the number for each criteria or type it in the **Pts** column.
- A rubric must be attached to the assignment from the web browser in order to grade an assignment using a rubric from the mobile app.
- Comments to students can be added to a specific criterion or the entire submission.

Schoology

Adams, Margaret /20

Submissions

Relevance of Facts			Pts
4	3	2	
Develops th...	Develops th...	Develop the...	

Details			Pts
4	3	2	
Competentl...	Includes so...	Includes va...	

Quotations			Pts
4	3	2	
Specific qu...	Specific qu...	Some quota...	

Topic Knowledge			Pts
4	3	2	
Details and ...	Details and ...	Details and ...	

Textual Evidence			Pts
4	3	2	
Textual evid...	Textual evid...	Textual evid...	

Add an overall comment

Display comment to student

Tap the Info icon in the criteria column to view its full description.



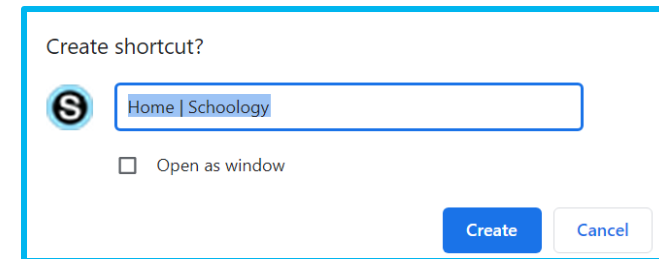
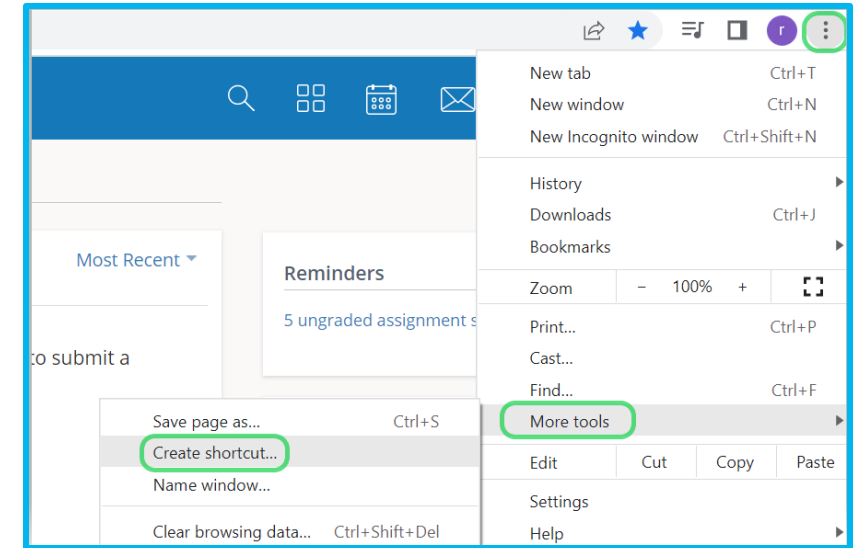
Relevance of Facts

Rating	Description
4	Develops the topic with well-chosen and relevant facts.
3	Develops the topic with relevant facts.
2	Develop the topic with some relevant facts; however some irrelevant facts are included.
1	Does not include relevant facts. Most facts are irrelevant to the topic.

Features available in the Schoology browser

- Portfolios
- Creating Assessment or Test/Quiz
- Google Assignment App
- Creating Grading Groups
- Create Schoology Groups/Course
- Mastery Reports
- Changing Profile picture
- Reordering Schoology Course listing
- Adding comments to Media Albums
- Add Learning Objectives to Assignments and Discussions
- Delete Course/Group items

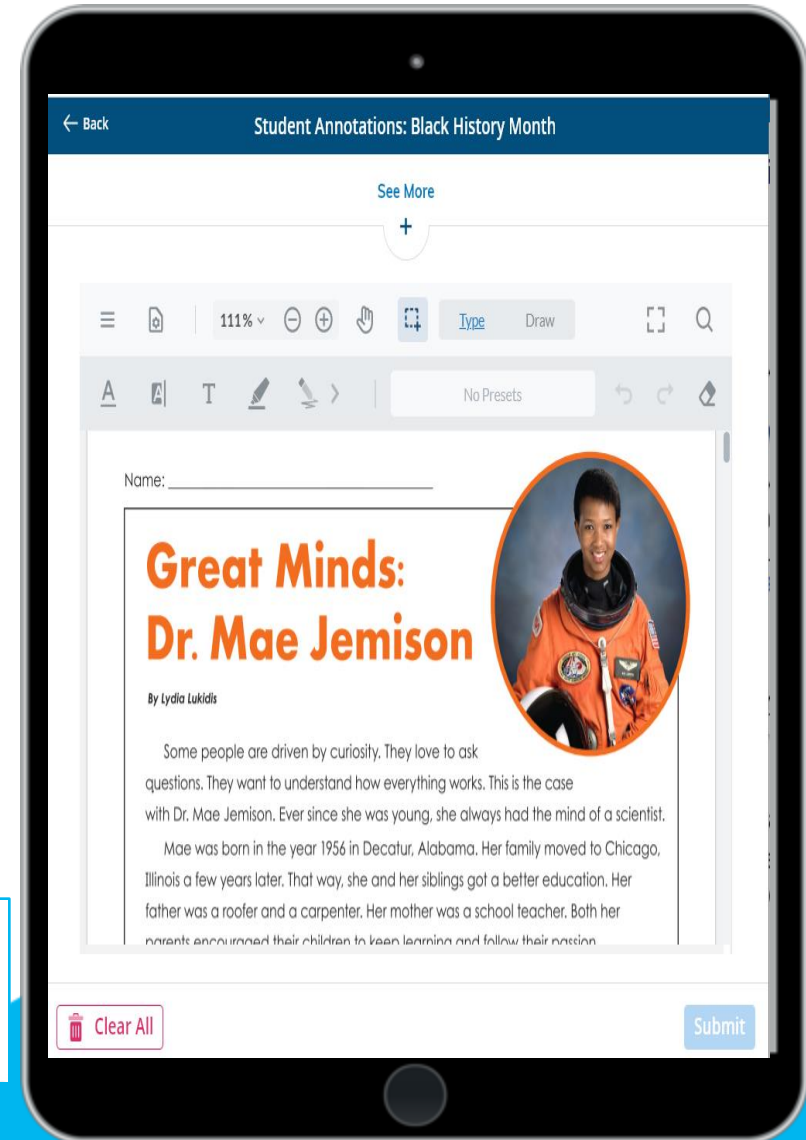
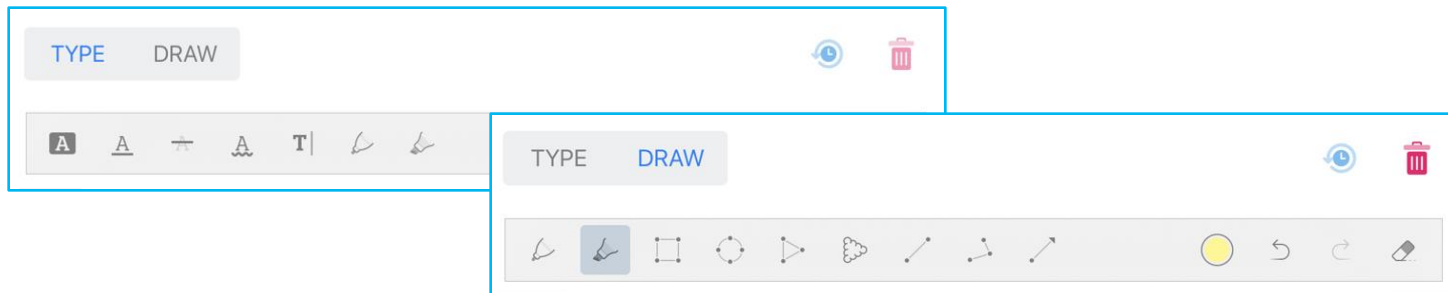
Create a shortcut to the Schoology web browser!



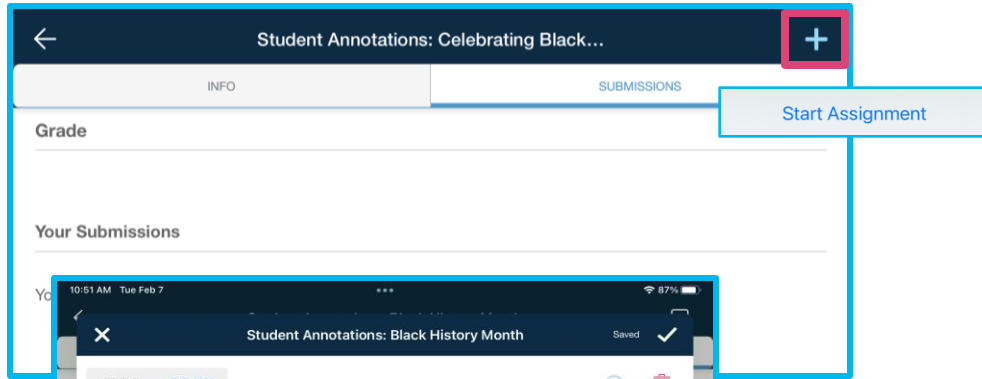
Feature Highlight - Student Annotations

A variety of both Typing and Drawing tools are available for students to annotate assignment attachments including documents, PDFs, photos, etc.

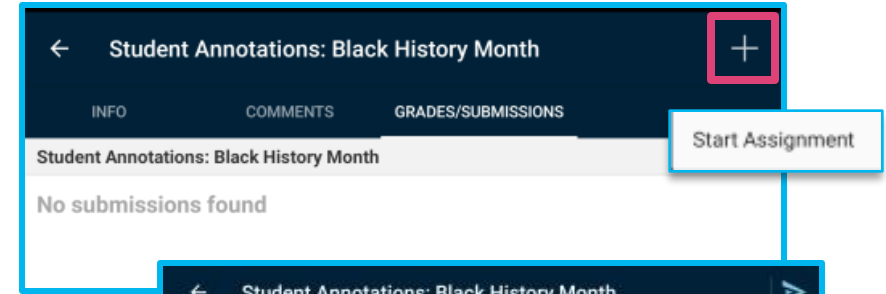
Enables an engaged assignment response from all learners including early elementary, as well as improves teacher and student workflows.



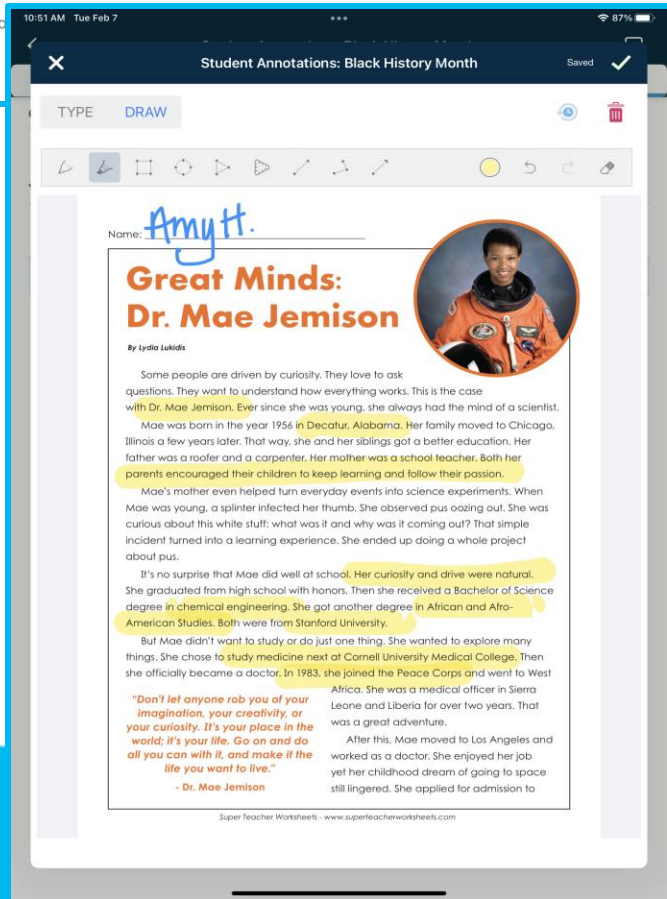
Feature Highlight - Student Annotations



(iOS)



(Android)



Student View

Annotation Assignment – From Start to Finish

← Student Annotations: Black Hist...


INFO COMMENTS GRADES/SUBMISSIONS

Student Annotations: Black History Month

Due: Fri, Apr 28 2023 at 11:59 PM

Read about the life and accomplishments of Dr. Mae Jemison, the first African American woman to go to space.

[Video from the Space Center Houston: Dr. Mae Jemison](#)



Having trouble viewing this content? [Open in a new window](#)

Teachers can complete an entire assignment cycle in the Schoology app!

1. Add an Assignment, click the toggle to turn on Annotation Assignment
2. Add instructions, video, and upload the assignment
3. Deploy assignment to students, who can complete it via app or web browser
4. Access the submission
5. Grade the assignment, with comments

11:37 AM Tue Feb 7 DeJesus, Rosa Revision 1

Generating Sequences

Section A: Find the first five terms of the following sequence.

n =	1	2	3
$n + 2$	5	4	5
$n - 7$	-6	-5	-4
$4n$			
$3n + 1$			
$5n - 8$			
$2n + 0.5$			
$12n - 1.5$			

Section B: Find the first five terms of the following sequences.

n =	1	2	3	4	5
$2 - n$					
$13 - n$					
$-3n$					
$1 - 2n$					
$-5n + 3$					
$\frac{1}{2}n$					
$\frac{3}{4}n$					

Section C: Find the first four terms of the following sequences.

7) $8 - n$	10) $6n$
8) $0.5n + 3$	11) $\frac{n}{2}$
9) $6 - 3n$	12) $8 - 5n$

Find the first three terms of the following sequences.

7) $10(n - 9)$	10) $25(1 - n)$
8) $n^2 + 5$	11) $2n^2$
9) $n(n + 2)$	12) n^3

1 of 1 HSF · Sequences · Generating Sequences

25 /100

Assignment is incomplete. Please try again and resubmit.

Display comment to student

← Schoology ✓

Harris, Amy /100

Submissions

Rev.1 02/07/23 at 12:04 PM On Time

File.pdf

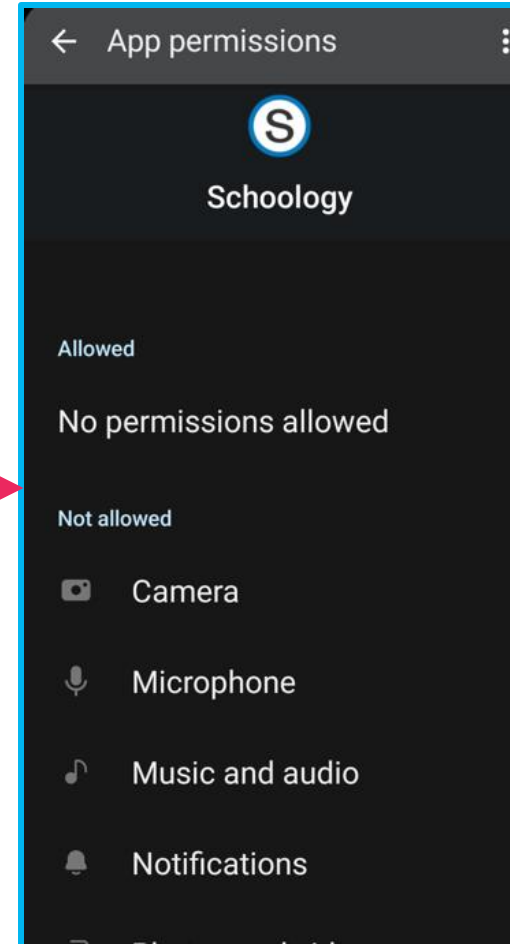
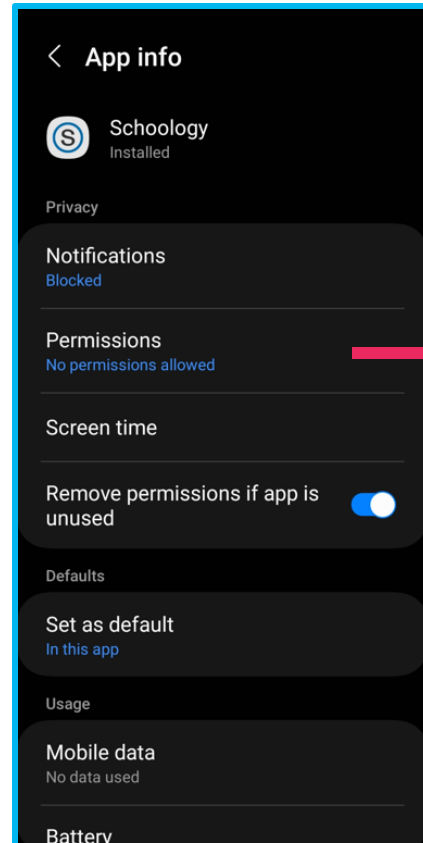
100

Add an overall comment

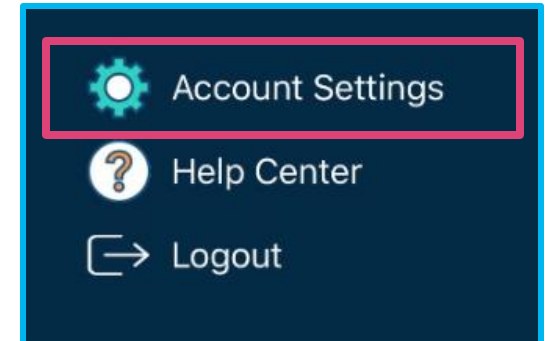
Display comment to student

Permissions in the App

Set permissions related to the app in your device's App Center.



For permissions related to your Schoology account, open the Schoology app and click on Account Settings in the Navigation menu.



Additional Tutorials

YouTube Video Tutorials

- Taking It Mobile: Using the Schoology iOS App as a:
 - [Student](#)
 - [Parent](#)



What new aspect or feature about the Schoology App did you learn about today?

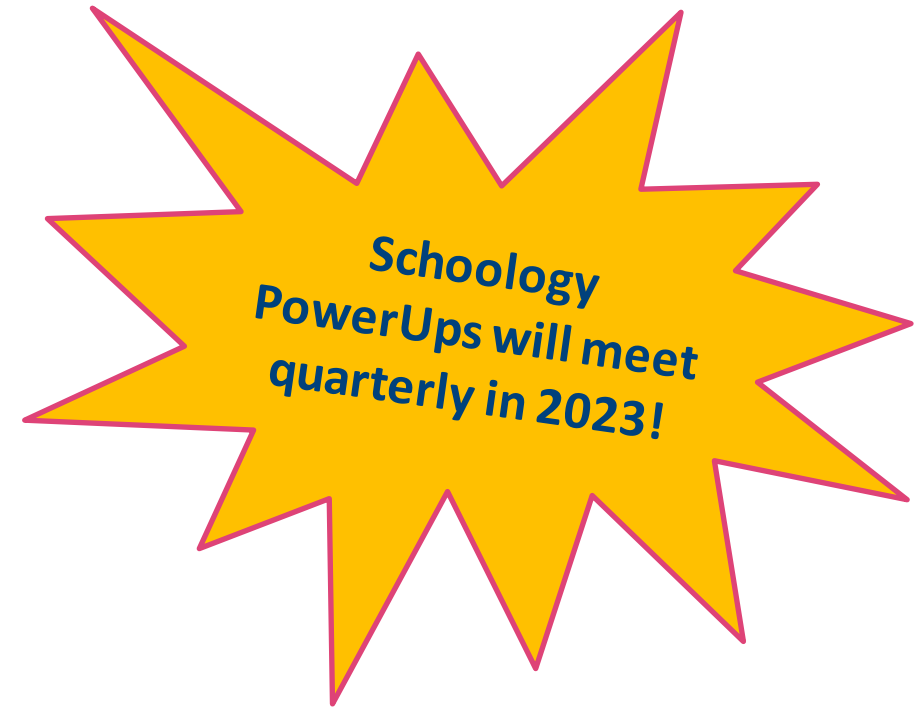
Please share in the Chat!

Join Us Again!

Sign up for a date and time that works best for YOU!

May 9th @ 4pm ET

May 11th @ 1pm ET





PowerSchool

Thank you for your Partnership!

