

Curriculum & Instruction



March 7, 2024

Nice to Meet You!



Dana George

Education Impact Consultant
Working from Vero Beach, FL



Kynan Gallagher

Product Manager
Working from Waterloo, Ontario



Amanda Adler

Education Impact Consultant II
Working from Fairfield, CT

Today's Agenda

- Welcome and Agenda Overview
- Housekeeping
- **Product Update:**
 - Pacing Guide Improvements
- **Planning for 24-25 School Year**
- Q&A

**Please remember to ask your questions in the chat.*

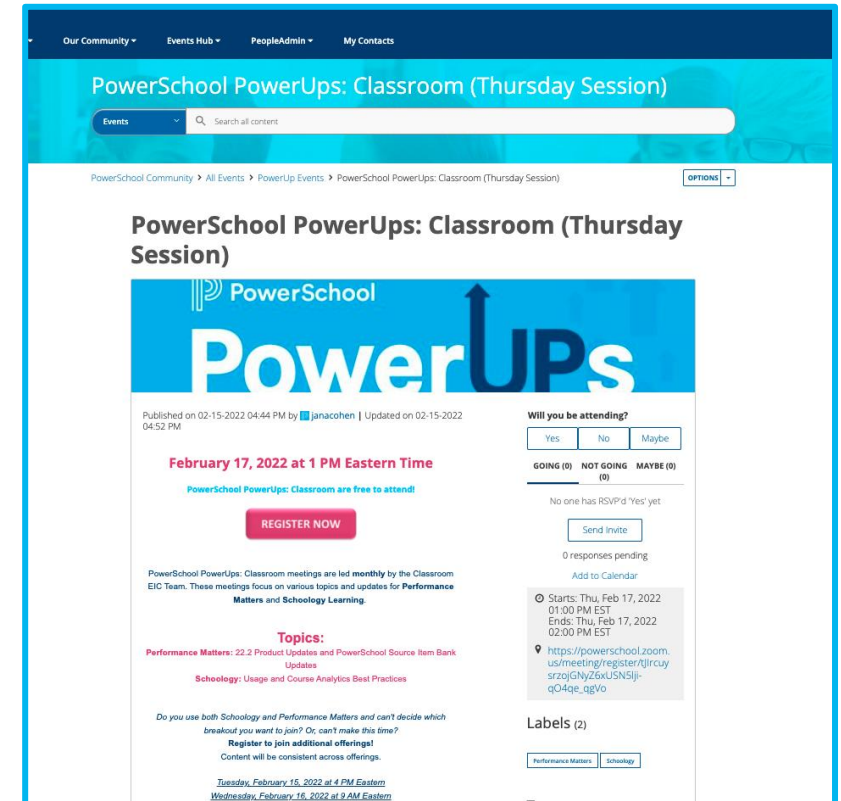
**The EIC team will be posting resources in the Chat.*

**Please add your school district to your Zoom name.*



PowerSchool PowerUps Events Page: Live!

- Register for **any** upcoming PowerSchool PowerUp Events!
 - *Events Hub > All Events > PowerUp Events*
- PowerUps are currently offered for:
 - Performance Matters
 - Schoology
 - Unified Classroom Special Programs
 - Naviance
 - Enrollment
 - Unified Insight
 - Talent (Professional Learning, Applicant Tracking, Records and Onboarding, Perform)
 - Curriculum and Instruction



Recordings are Available on PS Community!



The screenshot shows the PowerSchool Community website. At the top is a dark blue navigation bar with the PowerSchool logo and menu items: Product Support, Product Roadmap, Services, Contact Support, Our Community, and Events. Below the navigation bar, there is a section titled "Watch Now! PowerSchool PowerUps: Classroom (Schoolology Learning)". This section features a blue graphic with the PowerSchool logo and the text "PowerUPS". Below the graphic is the title "PowerSchool PowerUps: Classroom" in blue. A paragraph of text follows: "PowerSchool PowerUps: Classroom meetings are led **monthly** by the Classroom Education Impact Consultant Team. These meetings focus on various topics and updates for **Performance Matters** and **Schoolology Learning**." Below this text is a box titled "Previous Recordings" with a link for "January Recording: Advisor/Advisee Roles and Section Level Override Roles". At the bottom of the screenshot, there is a Schoolology logo and a photo of a woman smiling.

Search:
"Watch Curriculum &
Instruction PowerUps"

Scroll down for
Previous Recordings

How to Locate Your PowerSchool Contact

The screenshot displays the PowerSchool Community website interface. At the top, the navigation bar includes 'PowerSchool Community' and several menu items: 'Products', 'Roadmap', 'Events', 'Support', 'Services', 'Our Community', 'PeopleAdmin', and 'Customer Connect'. The 'Customer Connect' link is highlighted with a yellow box. Below the navigation bar, a secondary menu contains 'Support', 'Services', 'Success', 'Education', 'Sales', and 'Billing'. The 'Support' link is highlighted with a red box. A white arrow points from the 'Support' link to the 'Customer Connect' link in the secondary menu. The main content area is divided into two columns. The left column, titled 'Contacts', contains 'Critical Information to Engage Support' and 'My PowerSchool Contacts'. The 'My PowerSchool Contacts' section includes 'Customer Success Manager' (highlighted with a red box) and 'Sales Account Manager'. The right column, titled 'we help?', contains icons for 'In-Chat', 'Case Portal', 'Ideas Portal', and 'Customer Connect' (highlighted with a yellow box). A yellow arrow points from the 'Customer Connect' link in the secondary menu to the 'Customer Connect' icon in the 'we help?' section.

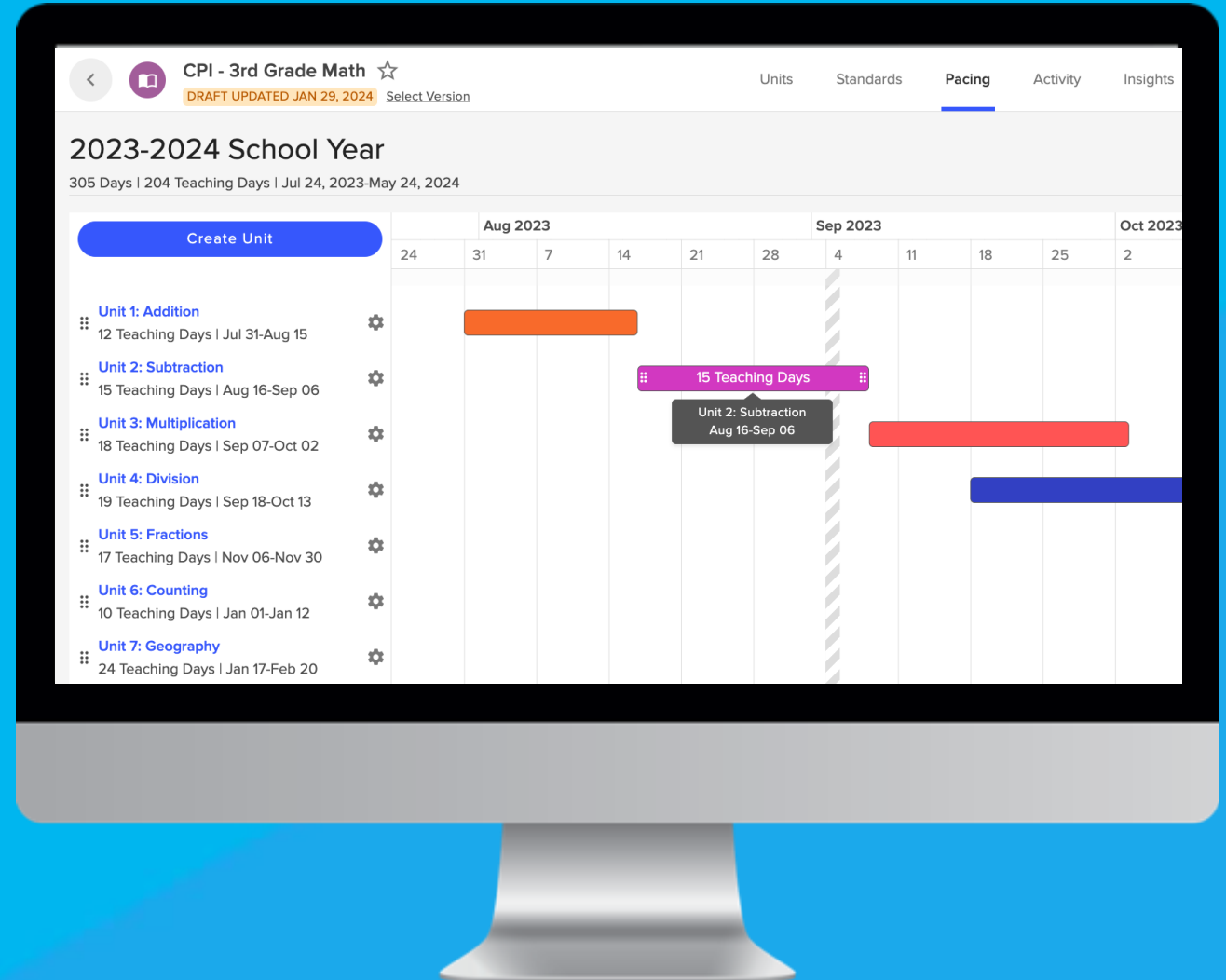
The new Customer Connect is your one-click hub to access your account information, contacts, support resources and more across all PowerSchool products! Learn more [here](#).

What future Curriculum and Instruction PowerUp topics would you like to see discussed?

Please fill out survey posted in the chat

Curriculum & Instruction Pacing Guide Improvements

Product Update for Curriculum & Instruction



Why the Update?

Previously...

Curriculum Writers didn't have the flexibility to create a pacing guide that accurately reflects what is happening in the classroom

- Unit duration was communicated in number of lessons, not duration of time
- Units had to be chronological with no gaps or overlapping
- Off-Days were only populated from the overall institution making it impossible to reflect varying school schedules

Curriculum Administrators couldn't effectively manage the pacing of all their maps without a significant time investment

- Each map had its own schedule which could only be edited on a map-by-map basis

Solution

Improved Pacing Experience for Curriculum Writers

- School calendar brought to the forefront making sure Curriculum Writers have the context they need while scheduling units
- Adding dates to units using the drag and drop interface makes it easy to accurately communicate pacing

Timesaving Roll-over Workflow for Curriculum Administrators

- With the introduction of Academic Terms, administrators can push out important events and custom schedules to curriculum pacing guides
- Bulk Assign workflow makes it easy to update map pacing for all maps so curriculum writers can hit the ground running every year.

Summary

1. Replace Off-Days Tab with Academic Terms Tab in Organization Settings

Administrators can create and manage Academic Terms for their organization from a central location.

2. Improved Pacing tab on Curriculum Maps

Assigning an Academic Term to a curriculum map, in bulk or individually, unlocks date fields on units and an interactive Gantt Chart to create and schedule units

3. Bulk Assign Academic Term

Administrator can assign a given Academic Term to several maps at once to initially roll-out the feature as well facilitate year-over-year updates

Workflow Demo

1. Creating an Academic Term

- How to Create an academic term (must create at least one to use new pacing)
- How to add Off-Days and Important Dates to an Academic Term

Creating an Academic Term

Creating an Academic Term

The screenshot shows the PowerSchool interface for 'Chalk SD > Chalk Elementary'. The 'Academic Terms' tab is selected. The 'Default Role' is 'CURRICULUM VIEWER', and the text indicates 'For all 0 maps within Chalk Elementary'. A blue button labeled 'Create New Academic Term' is visible. Below the button, there is an illustration of a notebook and pen, and the text 'No academic terms have been created yet'.

- To access the Academic Terms tab, user must be an **Admin** of an Organization, School or Group
- At least one Academic Term must exist to use new pacing guide

Creating an Academic Term

Create New Academic Term [X]

TITLE
Academic Term 2024 - 2025

ACADEMIC TERM RANGE
From To

i Start and End Dates can only change before Academic Terms have been applied to maps.

TEACHING DAYS
Sun Mon Tues Wed Thurs Fri Sat

Cancel Create

- Academic Terms can overlap (ex: year long, semester-based, etc.), recommend creating one to start and adding others as-needed
- Teaching Days will be used to calculate how many days/week a unit is scheduled (ex: For classes that are only taught 4 days/week, unselect one day)

Creating an Academic Term

The screenshot shows a 'Manage Off-Days' window for the 2023-2024 school year (Jul 31, 2023 - May 31, 2024). The window has a dark header with a close button (X). Below the header is a table with two columns: 'Reason' and 'Day Range'. The first row has 'PD Day' in the Reason column and '2024-02-06' in the Day Range column, with a trash icon to the right. The second row has 'Untitled' in the Reason column, 'From' and 'To' in the Day Range column, and a trash icon to the right. At the bottom of the window, there are four buttons: '+ Add Off-Day', 'Add Holiday Set', 'Cancel', and 'Save'.

| Reason | Day Range | |
|----------|------------|------------|
| PD Day | 2024-02-06 | 2024-02-06 |
| Untitled | From | To |

+ Add Off-Day Add Holiday Set Cancel Save

- Off-Days must fall within the Academic Term, otherwise these behave the same as before (i.e. These still impact the Lesson Planner)
- **New** Important Dates only show on Curriculum Maps and are used to show important events when teaching still occurs (ex: Assessment windows)

Workflow Demo



1. Creating an Academic Term

- How to Create an academic term (must create at least one to use new pacing)
- How to add Off-Days and Important Dates to an Academic Term

2. Using the New Pacing Guide

- How to assign an academic term to a Curriculum Map
- Drag and Drop Interactions with Gantt Chart
- Creating and Editing Units
- Reordering Units

Using the New Pacing Guide

Using the New Pacing Guide

Navigation: Units Standards **Pacing** Activity Insights Options

Page Title: CES - 2nd Grade - Science (C) DRAFT UPDATED JAN 15, 2024 Select Version

SUGGESTED START DATE: 2023-08-01

LESSON PACING: 1 lesson every 1 week Edit Settings

- Unit 1: Nature of Science Aug 1, 2023 - Nov 15, 2023
- Unit 2: Properties of Matter Nov 16, 2023 - Mar 4, 2024
- Unit 3: Forms of Energy Mar 5, 2024 - Mar 11, 2024
- Unit 4: Earth & Space Science Mar 12, 2024 - Mar 18, 2024
- Unit 5: Life Science Mar 19, 2024 - Jul 3, 2024

Calendar: Aug 2023 - Jul 2024 Month Year

| | SUNDAY | MONDAY | TUESDAY | WEDNESDAY | THURSDAY | FRIDAY | SATURDAY |
|-----------|--------|---------------------------------|--------------------------------|-----------|----------|--------|----------|
| August | 30 | 31 | 1 Unit 1: Nature of Science | 2 | 3 | 4 | 5 |
| | 6 | 7 Unit 1: Nature of Science | 8 | 9 | 10 | 11 | 12 |
| | 13 | 14 Unit 1: Nature of Science | 15 | 16 | 17 | 18 | 19 |
| | 20 | 21 Unit 1: Nature of Science | 22 | 23 | 24 | 25 | 26 |
| September | 27 | 28 Unit 1: Nature of Science | 29 | 30 | 31 | 1 | 2 |

FAQ

Banner to announce new feature and quickly assign an Academic Term

Using the New Pacing Guide

Curriculum Map Settings

CURRICULUM MAP NAME
CES - 2nd Grade - Science (C)

Standards Add Standards

Curriculum Map Tags Edit Tags
CONCENSUS SCIENCE

OWNER
Chalk SD

ACADEMIC TERM
2023-2024 School Year Jul 24, 2023 - May 24, 2024

i (15) users will be able to edit this curriculum map

Delete Cancel Save

- An Administrator must create at least one Academic Term before this step can be completed
- Academic Terms shown in the drop down are based on the owner of this map:
 - If owner is Organization, show only the organization-level Academic Terms
 - If owner is a school, show organization and only that school (not all schools)
 - If owner is group, show organization, only the school where the group is (if applicable) and only that group (not all groups)

Using the New Pacing Guide

The screenshot displays the 'Pacing' tab for 'CPI - 3rd Grade Math'. The interface includes a navigation bar with 'Units', 'Standards', 'Pacing', 'Activity', and 'Insights'. A 'DRAFT UPDATED FEB 06, 2024' badge is visible. The main area shows a calendar for the 2023-2024 school year, with a 'Create Unit' button on the left. The calendar grid shows units scheduled across months: Unit 1 (Addition) from Aug 24 to Sep 11, Unit 2 (Multiplication) from Sep 11 to Sep 18, Unit 3 (Division) from Sep 18 to Oct 6, Unit 4 (Subtraction) from Oct 6 to Oct 13, Unit 5 (Fractions) from Oct 13 to Oct 20, Unit 6 (Counting) from Oct 20 to Oct 27, Unit 7 (Geometry) from Oct 27 to Nov 3, and Unit 8 (Fun with Numbers!) from Nov 3 to Nov 10. A legend indicates that blue bars represent 'Important Dates' and hatched bars represent 'Days Off'.

| | Aug 2023 | | | | | Sep 2023 | | | | | Oct 2023 | | | | | Nov 2023 | | | | Dec 2023 |
|---|----------|----|---|----|----|----------|---|----|----|----|----------|---|----|----|----|----------|----|----|----|----------|
| | 24 | 31 | 7 | 14 | 21 | 28 | 4 | 11 | 18 | 25 | 2 | 9 | 16 | 23 | 30 | 6 | 13 | 20 | 27 | 4 |
| Unit 1: Addition 29 Teaching Days Unscheduled | | | | | | | | | | | | | | | | | | | | |
| Unit 2: Multiplication 17 Teaching Days Unscheduled | | | | | | | | | | | | | | | | | | | | |
| Unit 3: Division 24 Teaching Days Unscheduled | | | | | | | | | | | | | | | | | | | | |
| Unit 4: Subtraction 15 Teaching Days Unscheduled | | | | | | | | | | | | | | | | | | | | |
| Unit 5: Fractions 20 Teaching Days Unscheduled | | | | | | | | | | | | | | | | | | | | |
| Unit 6: Counting 15 Teaching Days Unscheduled | | | | | | | | | | | | | | | | | | | | |
| Unit 7: Geometry 34 Teaching Days Unscheduled | | | | | | | | | | | | | | | | | | | | |
| Unit 8: Fun with Numbers! 25 Teaching Days Unscheduled | | | | | | | | | | | | | | | | | | | | |

Click into the pacing guide to schedule a unit, duration will automatically be set based on the teaching days of the unit

Using the New Pacing Guide

Create Unit

Aug 2023

31 7 14

Unit 1: Addition
14 Teaching Days | Jul 27-Aug 15

Unit 2: Multiplication
17 Teaching Days

Unit Settings

NUMBER: 8 TITLE: Fun with Numbers!

Pacing

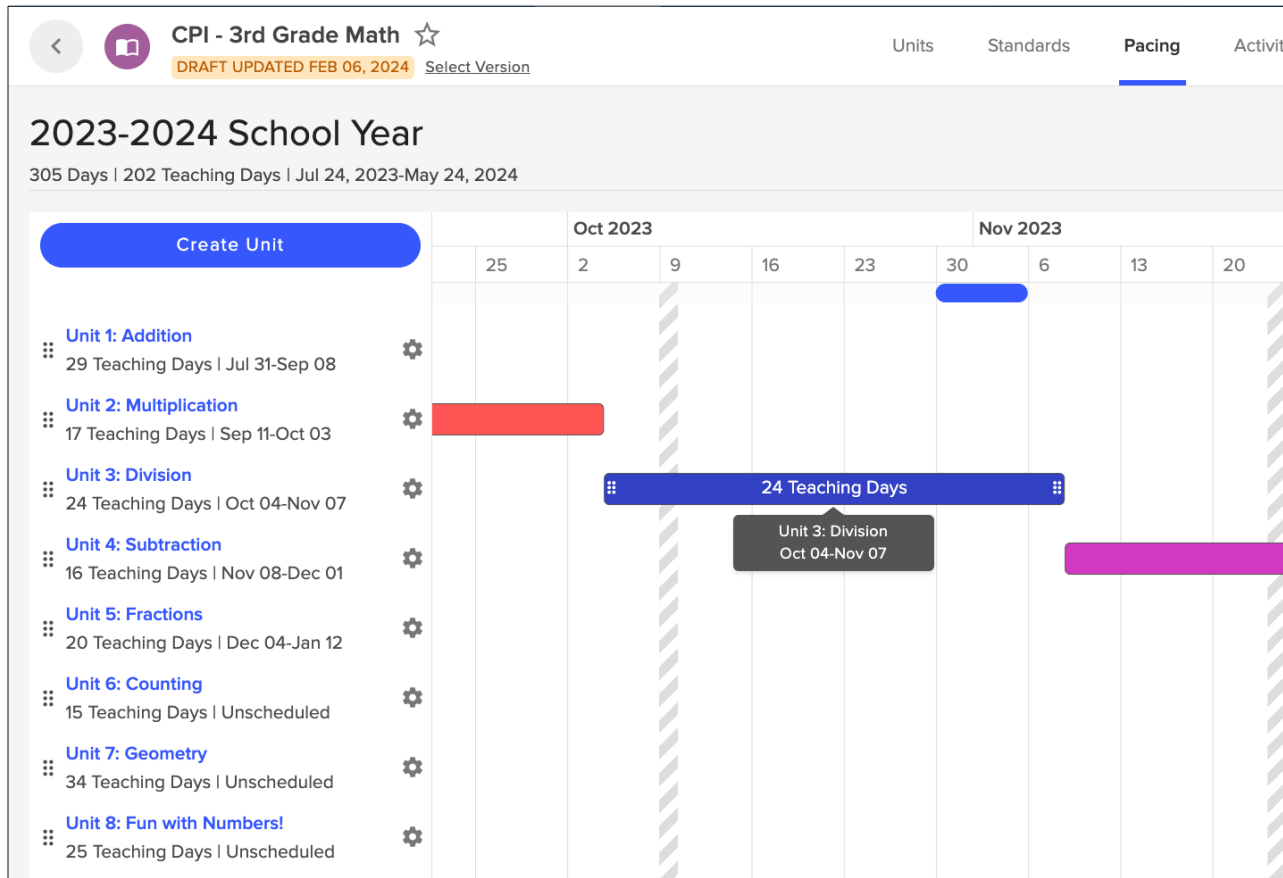
START DATE: 2024-02-05 END DATE: 2024-03-13 TEACHING DAYS: 25 Days

Days off included in this timespan: 3

Delete Cancel Save

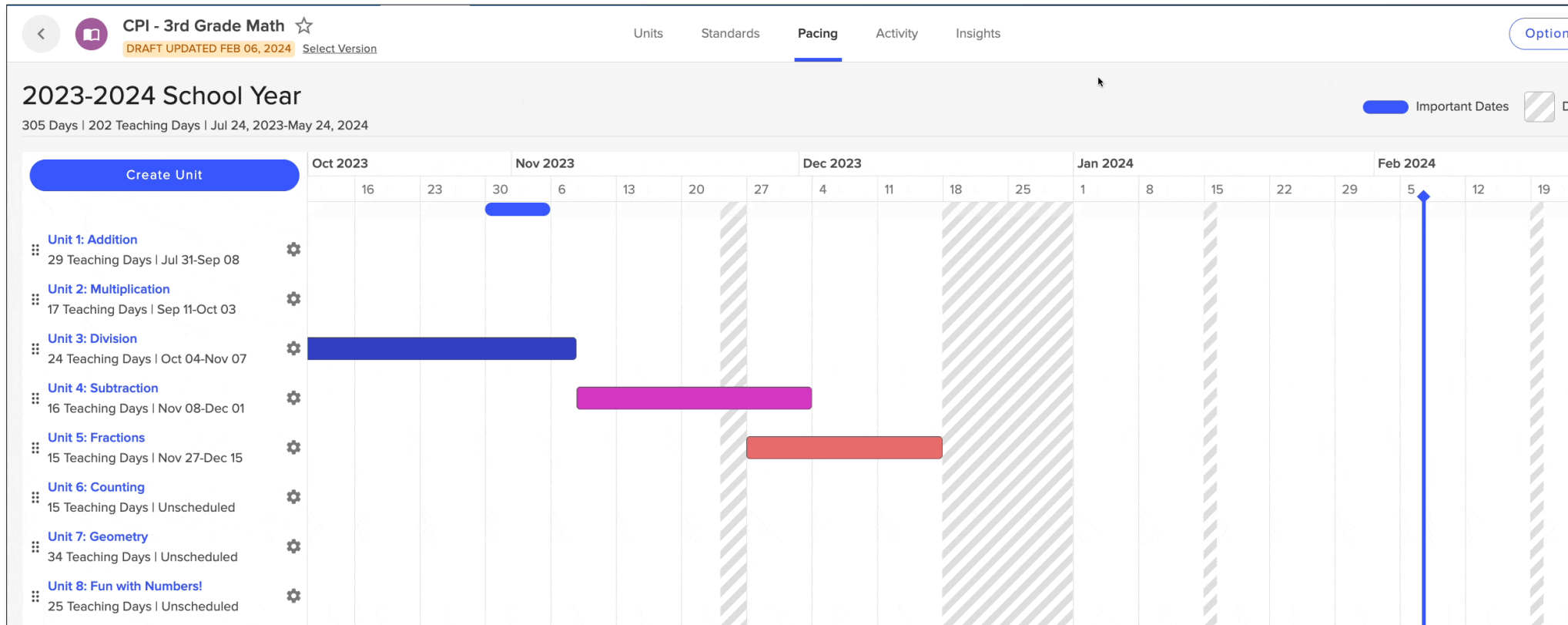
- Selecting Create Unit, the gear icon or clicking on a unit bar will open Unit Settings
- Once dates are set, the number of off-days included in the date range will be shown
- Start Date, End Date, and Teaching Days are all interdependent:
 - Editing Start Date will maintain End Date and update Teaching Days
 - Editing End Date will maintain Start Date and update Teaching Days
 - Editing Teaching Days will maintain Start Date and update End Date

Using the New Pacing Guide



- Navigation:
 - Regular scrolling to move pacing up or down
 - Click and drag in white space to move pacing left or right
- Scheduling:
 - Click and drag center of bar to move and maintain duration
 - Click and drag ends to shorten or lengthen duration

Using the New Pacing Guide



Off-Days do not count as teaching days, scheduling a unit over an off-day will extend the end date automatically

Using the New Pacing Guide

CPI - 3rd Grade Math ☆
DRAFT UPDATED FEB 06, 2024 [Select Version](#)

2023-2024 School Year
305 Days | 202 Teaching Days | Jul 24, 2023-May 24, 2024

Create Unit

| | 24 | 31 | Aug |
|--|----|----|-----|
| Unit 1: Addition 14 Teaching Days Jul 27-Aug 15 | | | |
| Unit 2: Subtraction 16 Teaching Days Oct 16-Nov 06 | | | |
| Unit 3: Multiplication 17 Teaching Days Aug 16-Sep 08 | | | |
| Unit 4: Division 24 Teaching Days Sep 11-Oct 13 | | | |
| Unit 5: Fractions 15 Teaching Days Nov 07-Nov 29 | | | |

- Select the grip dots on a unit and drag up or down to reorder the unit
- Once released, the units will automatically renumber
- Reordering a unit does not change the dates

Workflow Demo



1. Creating an Academic Term

- How to Create an academic term (must create at least one to use new pacing)
- How to add Off-Days and Important Dates to an Academic Term



2. Using the New Pacing Guide

- How to assign an academic term to a Curriculum Map
- Drag and Drop Interactions with Gantt Chart
- Creating and Editing Units
- Reordering Units

3. Updating Academic Terms

- Impact of adding an Off-Day to an existing Academic Term
- Impact of changing the Academic Term on a Curriculum Map
- How to bulk apply an Academic Term to Curriculum Maps

Updating Academic Terms

Updating Academic Terms

2023-2024 School Year
305 Days | 214 Teaching Days | Jul 24, 2023-May 24, 2024

Create Unit

| Dec 2023 | | | | Jan 2024 | |
|----------|----|----|----|----------|---|
| 4 | 11 | 18 | 25 | 1 | 8 |

- Unit 1: Fractions
15 Teaching Days | Dec 04-Dec 22
- Unit 2: Addition
14 Teaching Days | Jul 27-Aug 15

15 Teaching Days

Unit 1: Fractions
Dec 04-Dec 22

2023-2024 School Year
305 Days | 204 Teaching Days | Jul 24, 2023-May 24, 2024

Create Unit

| Dec 2023 | | | | Jan 2024 | |
|----------|----|----|----|----------|---|
| 4 | 11 | 18 | 25 | 1 | 8 |

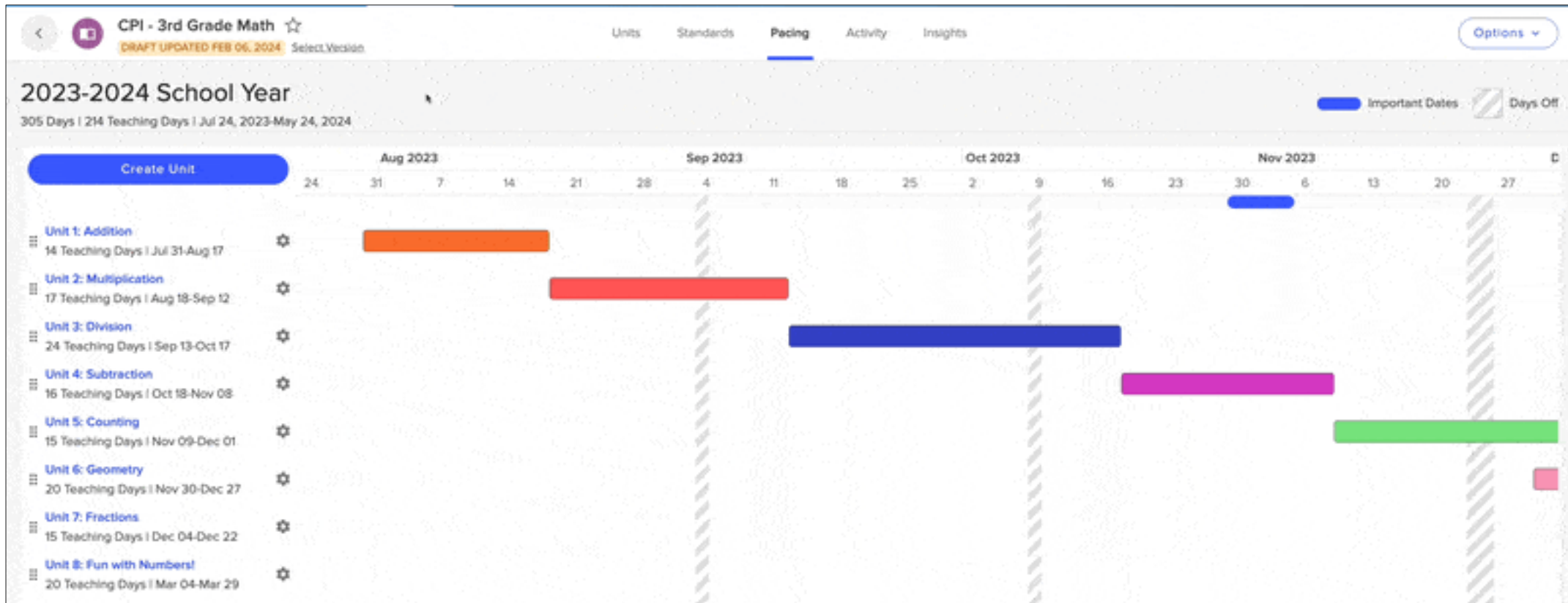
- Unit 1: Fractions
15 Teaching Days | Dec 04-Jan 05
- Unit 2: Addition
14 Teaching Days | Jul 27-Aug 15

15 Teaching Days

Unit 1: Fractions
Dec 04-Jan 05


- Adding an Off-Day to an Academic Term will automatically update end date of units that have dates in that range


Updating Academic Terms



Assigning a new Academic Term to a map will maintain unit duration and relative start times and only update unit dates

Updating Academic Terms













 Chalk SD :

Default Role  [Edit](#)
CURRICULUM VIEWER
For all 46 maps within Chalk SD

[Users](#) [Schools](#) [Groups](#) [Academic Terms](#) [Lesson Templates](#)

Academic terms provide start and end dates, days off, and other important dates used by the curriculum pacing guide and lesson plans.

[Days Off \(Legacy\)](#) [Assign Terms to Maps](#) [Create New Academic Term](#)

| Title | Dates | Off-Days | Important Dates | Assigned Maps | Actions |
|--------------------------------|-----------------------------|--|---|---|---------|
| 2023-2024 School Year | Jul 24, 2023 - May 24, 2024 | 6  | 3  |  | ... |
| 2024-2025 School Year | Aug 05, 2024 - May 30, 2025 | 9  | 0  |  | ... |
| 2023 - 2024 School Year (Task) | Jul 31, 2023 - May 31, 2024 | 11  | 2  |  | ... |
| 2023-2024 - M-Th School Year | Aug 07, 2023 - May 31, 2024 | 0  | 0  |  | ... |

Administrators can assign a new academic term to maps in bulk from the Academic Terms tab in Organization Settings

Updating Academic Terms

Assign Academic Term to Multiple Maps

Search maps

ACADEMIC TERM: All

OWNER: All

0 Selected

| <input type="checkbox"/> | Map | Academic Term | Owner | Teaching Days |
|--------------------------|---|---------------|----------|---------------|
| <input type="checkbox"/> | 4th Grade - Math | | Chalk SD | |
| <input type="checkbox"/> | 5th Grade Math (2019-20) | | Chalk SD | |
| <input type="checkbox"/> | Algebra 1 | | Chalk SD | |
| <input type="checkbox"/> | CES - 1st Grade - Math (C) | | Chalk SD | |
| <input type="checkbox"/> | CES - 2nd Grade - ELA English Language Arts (C) | | Chalk SD | |
| <input type="checkbox"/> | CES - 2nd Grade - Math (C) | | Chalk SD | |
| <input type="checkbox"/> | CES - 2nd Grade - Science (C) | | Chalk SD | |
| <input type="checkbox"/> | CES - 3rd Grade - ELA English Language Arts (C) | | Chalk SD | |
| <input type="checkbox"/> | CES - 3rd Grade - Math | | Chalk SD | |

ASSIGN ACADEMIC TERM: Select an academic term

TEACHING DAYS


Cancel Next

- Search by map title or use the filters to find desired maps
- To review maps, select the map name to open it in a new tab
- Maps that have more teaching days than the academic term cannot be assigned
 - Unselect these maps or open the map and edit the duration on units

Updating Academic Terms

Assigning Academic Term to Maps

2023-2024 - M-Th School Year is being assigned to selected maps. Process must complete before assigning another academic term.

 38/45

Started at 9:11 AM

- Assigning a new academic term will update **Draft** version of the map
- If no **Draft** exists it will create one
- Only one bulk assign can run at a time for a given organization

Workflow Demo



1. Creating an Academic Term

- How to Create an academic term (must create at least one to use new pacing)
- How to add Off-Days and Important Dates to an Academic Term



2. Using the New Pacing Guide

- How to assign an academic term to a Curriculum Map
- Drag and Drop Interactions with Gantt Chart
- Creating and Editing Units
- Reordering Units



3. Updating Academic Terms

- Impact of adding an Off-Day to an existing Academic Term
- Impact of changing the Academic Term on a Curriculum Map
- How to bulk apply an Academic Term to Curriculum Maps

FAQ's

If I am a Schoology customer who has the free Lesson Planner, will I have access to Academic Terms?

Yes, all administrators will now have access to the Academic Term Tab which will replace Off-Days. Moving forward they will need to create their Off-Days within an Academic Term. All existing Off-Days can be edited or deleted from the Academic Terms tab.

How does setting up the new Pacing Guide impact the Lesson Planner?

This update does not change how curriculum maps are scheduled onto the Lesson Planner. It also will not show on the Month view of the planner. The only changes that will impact the lesson planner with this release is while in Unit Content for a given lesson, the dates associated to a unit will be shown as suggested dates. Looking forward we hope to improve this integration but that was beyond scope for this initial release.

How do I remove an Academic Term from a Curriculum Map?

Currently the only way to remove an Academic Term from a Curriculum Map is to either delete the Academic Term, which can only be done by an Admin, or to generate a new draft from an older Published version that doesn't already have an Academic Term applied to it.

Will using the new Pacing Guide be required?

As of now there is no requirement to use the new pacing however creating an Academic Term will be required to create new Off-Days as an Admin.

Questions

Let's Chat!

What shifts have you made in how you are using Curriculum & Instruction compared to this time last year?

First year? What is your vision and goal for using Curriculum & Instruction next school year?

24-25 School Year Planning

Curriculum Map Planning

- Will you be making **edits** to your curriculum maps?

The screenshot shows the Curriculum Map Planning interface. At the top, there is a search bar labeled "Search for tags or by keywords". Below it are two dropdown menus: "STATUS" (set to "Published or in Draft") and "ACTIVITY" (set to "Any activity"). A table lists curriculum maps with columns for NAME, OWNER, PUBLIC, PUBLISHED DATE, and DRAFT UPDATED ON. The "3rd Grade - English" map is highlighted. To the right, a sidebar for "3rd Grade - English" shows a "DRAFT UPDATED NOV 07, 2023" badge and four action buttons: "Edit Draft" (highlighted with a red arrow), "View Published Version", "Compare Map", and "More Options". Below these are tabs for "Overview" and "Version History", and a list of units: "Unit 1: Addition (8 Lessons)" and "Unit 2: Subtraction (9 Lessons)".

| NAME | OWNER | PUBLIC | PUBLISHED DATE | DRAFT UPDATED ON |
|--|-------|--------|----------------|------------------|
| 1st Grade Math (Hazelwood School District) | Chalk | | Aug 21st, 2020 | Jul 25th, 2023 |
| 1st Grade Sourdough | Chalk | | Apr 19th, 2023 | Sep 28th, 2023 |
| 3rd Grade - English | Chalk | | Nov 1st, 2023 | Nov 7th, 2023 |

- Who currently has curriculum mapping **permissions**?
 - Assigning roles within a school or district can ensure content is not published or deleted without sufficient review.
 - Users can be assigned three roles within Curriculum:

Publisher

Creator

Viewer

Curriculum Map Planning Continued...

- Would you like to **archive** unused or old maps?
 - Archiving a curriculum map allows you to remove a map from being publicly available to teachers but removes them from cluttering the active maps in your institution's list.

*You can only archive a published version of a map. If you wish to remove a draft that hasn't been published, you will be deleting that draft completely.

The screenshot shows the Chalk Curriculum Maps interface. On the left is a navigation sidebar with options: Home, Curriculum Maps (selected), Starred, Reports, and Templates. The main area displays a table of curriculum maps with columns for NAME, OWNER, PUBLIC, PUBLISHED DATE, and DRAFT UPDATED. A search bar and filter dropdowns for STATUS and ACTIVITY are at the top. On the right, a detailed view of a map titled '05 HIS (Sherwood)' is shown, with a 'DRAFT UPDATED OCT 16, 2023' label. A menu of actions is open, with 'Archive' highlighted by a red arrow. Other actions include Edit Draft, View Published Version, Print/PDF, Share, Copy Map, and Overview.

| NAME | OWNER | PUBLIC | PUBLISHED DATE | DRAFT UPDATED |
|--------------|-------|--------|----------------|----------------|
| 01 test copy | Chalk | | | NOV 10th, 2023 |
| 01 test copy | Chalk | | Feb 6th, 2024 | |
| 01 test copy | Chalk | | Feb 6th, 2024 | |

Lesson Planning Tips

- Save individual Lesson Plans or Multiple Lesson Plans to Resources for future use and import

Let's Demo!

The screenshot displays the PowerSchool lesson planning interface. At the top, there are tabs for each day of the week from Monday (Mar 4) to Friday (Mar 8). Below these are yellow note-taking areas. The main area shows lesson plans for 'ENGLISH LANGUAGE ARTS' from 8:00 am to 8:30 am. Each day has a lesson plan dropdown menu (Lesson 1 to Lesson 5) and a list of 'Chalk.com Sample Template' items. On the right, a 'Add to Resources' dialog box is open, showing options to save lessons to a resource. The dialog includes fields for CLASS (English Language Arts), UNIT (All Units), START DATE (2024-03-04), and END DATE (2024-03-08). Below these fields is a table of lessons to be added:

| UNIT | LESSON TITLE | SELECT ALL 5 LESSONS | |
|---------|--------------|----------------------|---------|
| No Unit | Lesson 1 | MON MAR 4, 2024 | Preview |
| No Unit | Lesson 2 | TUE MAR 5, 2024 | Preview |
| No Unit | Lesson 3 | WED MAR 6, 2024 | Preview |

At the bottom of the dialog are 'Cancel' and 'Share' buttons.

Lesson Planning Tips Continued..

- Tag and title Lessons for future search
 - For easy organizing within Resources, add tags to your lessons. You and your colleagues can search by tags to sort your lessons. You can edit the tags when sharing your lessons, or when editing your shared lessons in Resources.

Pro Tip:
Use Groups for
Sharing lessons to
allow for easy
sharing in the future!



Sharing Lesson

Untitled Lesson

Print/PDF Resources Group of Lessons Public Link/Embed Google Classroom Schoology

Share to

Tags

Add to Resources Cancel Share



Questions?

What future Curriculum and Instruction PowerUp topics would you like to see discussed?

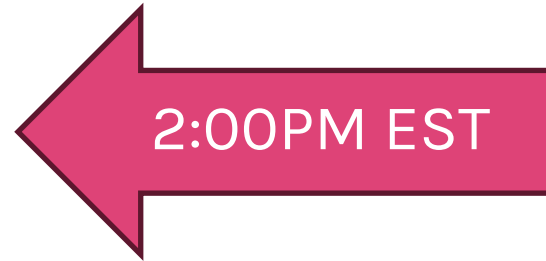
Please fill out survey posted in the chat

Join Us Again Next Time!

May 30th


July 18th

November 7th



Topics:

- Submit ideas in the survey!



We Value Your Feedback

- Help us improve Curriculum & Instruction by participating in research
- We are working on improvements to the Curriculum search experience
- To participate visit the following link or scan the QR code:

<https://app.useberry.com/t/IVwjh3gnfcqUQJ/>





PowerSchool

Thank you for your Partnership!

