



PowerUPs

Enrollment: Resources

Kayla Wilkinson

Education Impact Consultant

Jeda Swaine

Technical Account Manager

Patrick Woodford

Education Impact Consultant



Agenda

1	Resources available to you
2	In-App Help
3	Community
4	Webinars & Office Hours
5	Other Resources
6	Q&A
7	Upcoming Events & Webinars



Resources Available to You

Resources Available to You





In-App Help Guide

In-App Help Guide

The screenshot shows the 'Enrollment' app interface. At the top, there is a blue header with the 'Enrollment' title, a help icon, and a user profile icon labeled 'KT'. On the left, a sidebar contains three menu items: 'Student Data' (selected), 'Checklists', and 'Appointments'. The main content area is titled 'Student Data' and contains a table with the following data:

Form	Academic Year	Status	
Delivery Basics	2021-2021	Open	...
Record Management	2021-2021	Open	...

A 'Filter' button is located in the top right corner of the table area.

Help Guide Resources

Top Resources
Files
Form Builder
Navigation
Predefined Lists
Print Templates
Manage Account Permissions
Property Index
Student Data Configuration
Tokens
Release Notes



Community

Community





PowerSchool Community

Product Support ▾ COVID-19 Resources ▾ Services ▾ Contact Support ▾ Our Community ▾ Events Hub ▾ PeopleAdmin ▾ My Contact ⁹²

PowerSchool Community > Enrollment OPTIONS ▾

Welcome to PowerSchool Enrollment Administrator Support!

Please review [Welcome to Enrollment Administrator Support](#) to help you get started in the Enrollment Case Portal. Learn how to get started in our PowerSchool Community [here](#). If you are unable to view the above article, reach out to us in the [Community forum](#).

	Enrollment Administrator Forum	753 POSTS	04-05-2022 08:14 AM
	Enrollment Forum	140 POSTS	03-21-2022 12:16 PM
	Enrollment Knowledge Bases	303 POSTS	04-13-2022 06:14 AM
	Enrollment Product Updates	142 POSTS	04-09-2022 01:19 PM

Community Resources

Top Resources

[Welcome to Enrollment Administrator](#)

[Enrollment Case Milestone](#)

[What is Supported for the Enrollment Admin Product](#)

[Creating Tasks and Support Cases](#)

[Suggestions on how to help your Support Team help you](#)

[Self-Service Capability Matrix](#)

[Form Builder – Accessing Form Builder](#)

[Form Builder – Tips and Tricks](#)

[Configuration in the Workspaces – Tips and Tricks](#)

[Form Builder Tools – On-Form Address Validation](#)



Webinars & Office Hours

Webinars & Office Hours





Other Resources



Questions

Upcoming Events & Webinars

Upcoming Events

Enrollment Admin Office Hours

Wednesdays @ 11am ET / 8am PT

<https://help.powerschool.com/t5/PowerSchool-Enrollment/Join-us-for-Enrollment-Office-Hours/ta-p/132352> *Recordings found here

Enrollment Basics Webinar Series

2nd and 3rd Monday of the Month @ 11am ET / 8am PT

<https://help.powerschool.com/t5/Enrollment-Administrator-Forum/Register-Now-for-Enrollment-Signature-Basics-Webinar-Series/m-p/304392#M766>

Upcoming Webinars

<https://help.powerschool.com/t5/Enrollment-Admin-Forum/Enrollment-Webinar-Series-2022/m-p/268719#M694>

Permissions and Profiles - This session will give you a crash course into managing your districts permissions & profiles. We will cover add/adjusting profiles as well as adding new staff to forms.

April 21

Parent Experience/Troubleshooting – Will consist of a walkthrough of a form from the parent’s perspective. It will also cover key troubleshooting techniques when parents are having issues with your form.

May 12

Views - During this session we will walk through how you can utilize different views as well as how you can create your own views using the self-service tool.

June 9

