

Curriculum & Instruction



September 14, 2023

Nice to Meet You!



Dana George

Education Impact Consultant
Working from Vero Beach, FL



Amanda Adler

Education Impact Consultant II
Working from Fairfield, CT

Today's Agenda

- Welcome and Agenda Overview
- Housekeeping
- Setting your C&I environment up for Success
- Beginning of Year Best Practices
- C&I and Schoology Integration
 - **NEW** Curriculum Feature
- Q&A

**Please remember to ask your questions in the chat.*

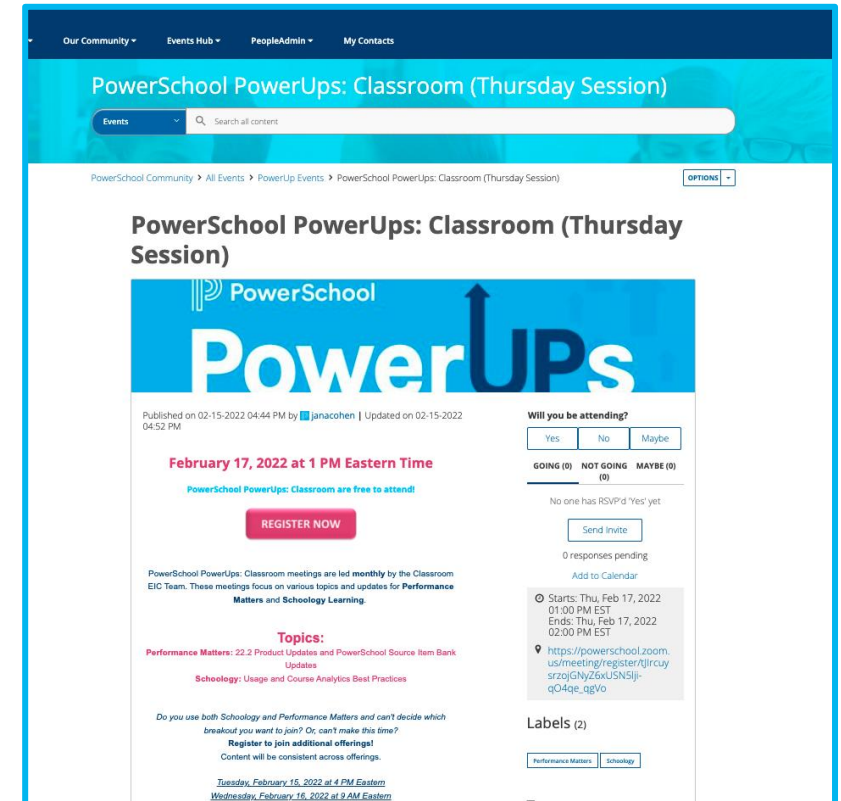
**The EIC team will be posting resources in the Chat.*

**Please add your school district to your Zoom name.*



PowerSchool PowerUps Events Page: Live!

- Register for **any** upcoming PowerSchool PowerUp Events!
 - *Events Hub > All Events > PowerUp Events*
- PowerUps are currently offered for:
 - Performance Matters
 - Schoology
 - Unified Classroom Special Programs
 - Naviance
 - Enrollment
 - Unified Insight
 - Talent (Professional Learning, Applicant Tracking, Records and Onboarding, Perform)
 - Curriculum and Instruction



Recordings are Available on PS Community!



The screenshot shows the PowerSchool Community website. At the top is a dark blue navigation bar with the PowerSchool logo and menu items: Product Support, Product Roadmap, Services, Contact Support, Our Community, and Events. Below the navigation bar, there is a section titled "Watch Now! PowerSchool PowerUps: Classroom (Schoolology Learning)". This section features a blue graphic with the PowerUps logo. Below the graphic is the text "PowerSchool PowerUps: Classroom" and a description: "PowerSchool PowerUps: Classroom meetings are led **monthly** by the Classroom Education Impact Consultant Team. These meetings focus on various topics and updates for **Performance Matters** and **Schoolology Learning**." Below this is a section titled "Previous Recordings" with a link for "January Recording: Advisor/Advisee Roles and Section Level Override Roles". At the bottom of the screenshot, there is a Schoolology logo and a photo of a woman smiling.

Search:
**"Watch Curriculum &
Instruction PowerUps"**

**Scroll down for
Previous Recordings**

How to Locate Your PowerSchool Contact

PowerSchool Community

Product Support ▾ Product Roadmap ▾ Services ▾ Contact Support ▾ Our Community ▾ Events Hub ▾ PeopleAdmin ▾ My Contacts

All community ▾ Search here

How can we help you?

- Getting Started
- Search Tips
- Start a Discussion
- Launch Chat Support

My PowerSchool Contacts:

Account Name	Support I.D.
Customer Success Manager Name	Customer Success Manager Email
Account Owner Name	Account Owner Email

Contact Support: [Launch Chat Support](#) or use our [Case Portal](#) for technical support.

Support I.D. : Enter your Support I.D. when initiating phone support.

Customer Success Manager: Contact for questions related to your account, invoices, renewals, and general feedback.

Account Owner: Contact for information about additional solutions and services.

What future Curriculum and Instruction PowerUp topics would you like to see discussed?

Please fill out survey posted in the chat

Let's Chat!

What steps have you taken so far to set your teachers up for Success in the C&I platform?

C&I: Beginning of Year Reminders

Setting Up a New Semester/School Year

My Semesters

Semesters

Classes

Timetable

Planner

Copy Materials



Add Semester

2022-2023 School Year
UPCOMING SEMESTER

START	END
Jan 1 2024	Jun 12 2024

2022-23 School Year
CURRENT SEMESTER

START	END
Aug 1 2022	Jun 30 2023


Let's Demo

Curriculum Maps – Start Date

<  **2nd Grade ELA** ★
DRAFT UPDATED FEB 10, 2023 [Select Version](#)

Units Standards **Pacing** Activity Insights

SUGGESTED START DATE

2022-08-01 


LESSON PACING ?

5 lessons every 1 week

[Edit Settings](#)

Unit 1: New Unit

Aug 1, 2022 - Aug 5, 2022

Aug 2022 - Aug 2022 

Month Year

August

	SUNDAY	MONDAY	TUESDAY	WEDNESDAY	THURSDAY	FRIDAY	SATURDAY
31	1	2	3	4	5	6	
	Unit 1: New Unit						
7	8	9	10	11	12	13	
14	15	16	17	18	19	20	
21	22	23	24	25	26	27	

Curriculum Maps - Publish

Curriculum Maps + New Curriculum Map

Search for tags or by keywords

All Map Owners ▼ Published or in Draft ▼ Any activity ▼

NAME	OWNER	PUBLIC	PUBLISHED DATE	DRAFT UPDATED ON
2nd Grade ELA	UCCI Demo Accot		Sep 27th, 2022	Aug 30th, 2023
2nd Grade Mathematics	UCCI Demo Accot			May 25th, 2023
5th Grade ELA Test	UCCI Demo Accot			Sep 11th, 2023
8th Grade Science	UCCI Demo Accot			Aug 15th, 2023
Amanda Sample	UCCI Demo Accot			Sep 5th, 2023
Biology TX Sample Curriculum Map	UCCI Demo Accot			Jul 22nd, 2022
Chemistry - PSU sample	UCCI Demo Accot		Dec 2nd, 2022	
Chemistry TX Sample Curriculum Map	UCCI Demo Accot		Jul 14th, 2022	Mar 1st, 2023

Earth Science - MS | Ohio ☆

DRAFT UPDATED SEP 07, 2022

Edit Draft Compare Map **Publish** More Options

Overview Version History

- Unit 1: Types of Rocks (5 Lessons)
- Unit 2: Rock Cycle (1 Lessons)
- Unit 3: Minerals (1 Lessons)
- Total Duration 7 Lessons

CURRICULUM MAP OWNER

UCCI Demo Account

STANDARDS

- Next Generation Science (NGSS) - Middle ...
- Ohio Extended - Grades 6-8 - Earth and S...

Organization Settings > Users

- These roles can be edited under Organizations Settings > Users
- The Lesson Reviewer role allows the user to leave feedback, monitor lesson activity, and view teacher accounts
- This role can be granted at the district level, school level, or group level

Assign Role
1 user

<input checked="" type="checkbox"/>	Admin View, create, edit, publish curriculum maps Access Admin to manage users and settings
<input checked="" type="checkbox"/>	Curriculum Publisher View, create, edit, publish curriculum maps
<input checked="" type="checkbox"/>	Curriculum Creator View, create, edit curriculum maps
<input checked="" type="checkbox"/>	Curriculum Viewer View published curriculum maps
<input type="checkbox"/>	Lesson Reviewer Leave feedback, monitor lesson activity, and view teacher accounts

Admin ^

- Organization Settings
- Manage Public Site
- Give Lesson Feedback
- Manage Unit Templates

Lesson Plan Feedback



Unified Classroom Curriculum & Instruction

Lessons ▾ Curriculum Reports ▾ Resources Admin ▾

Lesson Feedback

Month Week Day Timeline

Week of Aug 25th, 2023

TR Test Rebecca [View Account](#)

Organization Settings

Manage Public Site

Give Lesson Feedback

Manage Unit Templates

CRITERIA

Planned a Lesson ▾





Search by name or email

Met (1) Not Met (25)

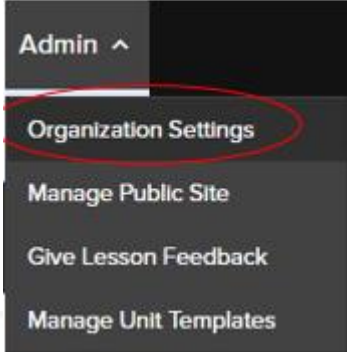
TR Test Rebecca 3 / 10 Lessons >

This Week

← → 📅 Week of Aug 25th, 2023

MONDAY AUG 21	TUESDAY AUG 22	WEDNESDAY AUG 23	THURSDAY AUG 24	FRIDAY AUG 25
<p>English Section 1 9:00 AM - 9:30 AM</p> <p>Not Planned</p>	<p>English Section 1 9:00 AM - 9:30 AM</p> <p>Planned  </p>	No School OFF DAY	<p>English Section 1 9:00 AM - 9:30 AM</p> <p>Not Planned</p>	<p>English Section 1 9:00 AM - 9:30 AM</p> <p>Not Planned</p>
<p>Math Section 1 11:00 AM - 11:30 AM</p> <p>Not Planned</p>	<p>Math Section 1 11:00 AM - 11:30 AM</p> <p>Planned </p>			<p>Math Section 1 11:00 AM - 11:30 AM</p> <p>Not Planned</p>
<p>Science Section 1 12:05 PM - 12:35 PM</p> <p>Not Planned</p>	<p>Science Section 1 12:05 PM - 12:35 PM</p> <p>Planned </p>			<p>Science Section 1 12:05 PM - 12:35 PM</p> <p>Not Planned</p>

Organization Settings > Setting Off-Days



- Admin ^
- Organization Settings
- Manage Public Site
- Give Lesson Feedback
- Manage Unit Templates



Users Schools Groups Off-Days Lesson Templates

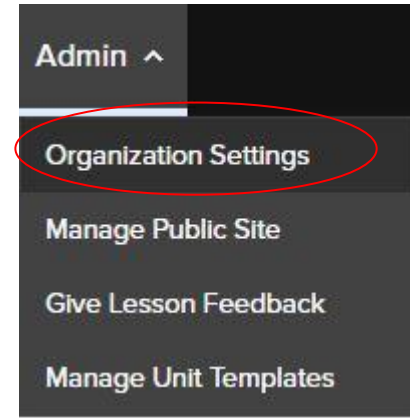


Add Holidays Add Off-Day

Name	Start Day	End Day	
Memorial Day	2022/05/30	2022/05/30	Delete
Independence Day	2022/07/04	2022/07/04	
Labor Day	2022/09/05	2022/09/05	
Columbus Day	2022/10/10	2022/10/10	



Lesson Templates



Users Schools Groups Off-Days Lesson Templates

Search by name

Name

Test

Proven Practices Template

Math Template

Add Template

Delete

Best Practices



Attach Curriculum Maps to each class on Timetable

Attach Standards to each class on Timetable



Label Lesson Plans



Create Groups

Utilize Lesson Plan Templates



Attach Curriculum Map and Standard

The screenshot shows a software interface with a top navigation bar containing four buttons: "Semesters", "Classes", "Timetable", and "Planner". The "Classes" button is highlighted with a red rectangular box. Below the navigation bar, there are two class cards. The first card is orange and labeled "grade 3 math" with a "Click to Edit" link and icons for linking and editing. The second card is purple and labeled "Grade 3 ELA" with similar icons. Below the "Grade 3 ELA" card, there is a section for attaching resources. A red arrow points to a button labeled "Add a Curriculum Map" with a link "What does this do?". Below this, under the heading "STANDARDS", another red arrow points to a button labeled "Add Standards". Underneath, a standard is listed: "Florida MAFS - Grade 3 - Mathematics" with a green checkmark icon and a trash can icon. At the bottom left of this section is a "Delete" button, and at the bottom right is a "Save" button.

Best Practices



Attach Curriculum Maps to each class on Timetable



Attach Standards to each class on Timetable



Label Lesson Plans



Create Groups

Utilize Lesson Plan Templates



Label Lesson Plans

GRADE 3 MATH

9:17 am - 9:47 am



Unit 1

Adding and Subtracting Fractions with Like Denominators



Import

Share

Options



Lesson Hook

-

Assessments

- |

Links to Resources

-

Save

Standards



Unit Content

Best Practices



Attach Curriculum
Maps to each
class on Timetable



Attach Standards
to each class on
Timetable



Label Lesson
Plans



Create Groups

Utilize Lesson
Plan Templates



Create Groups

Sharing Lesson ✕

Adding and Subtracting Fractions with Like Denominators

Print/PDF **Resources** Group of Lessons Public Link/Embed Google Classroom Schoology

Share to

Enter names, groups, or emails ▼

Tags

Type to add tags

[Add to Resources](#) [Cancel](#) [Share](#)

Best Practices



Attach Curriculum Maps to each class on Timetable



Attach Standards to each class on Timetable



Label Lesson Plans



Create Groups



Utilize Lesson Plan Templates



Utilize Lesson Plan Templates

GRADE 3 MATH
9:17 am - 9:47 am

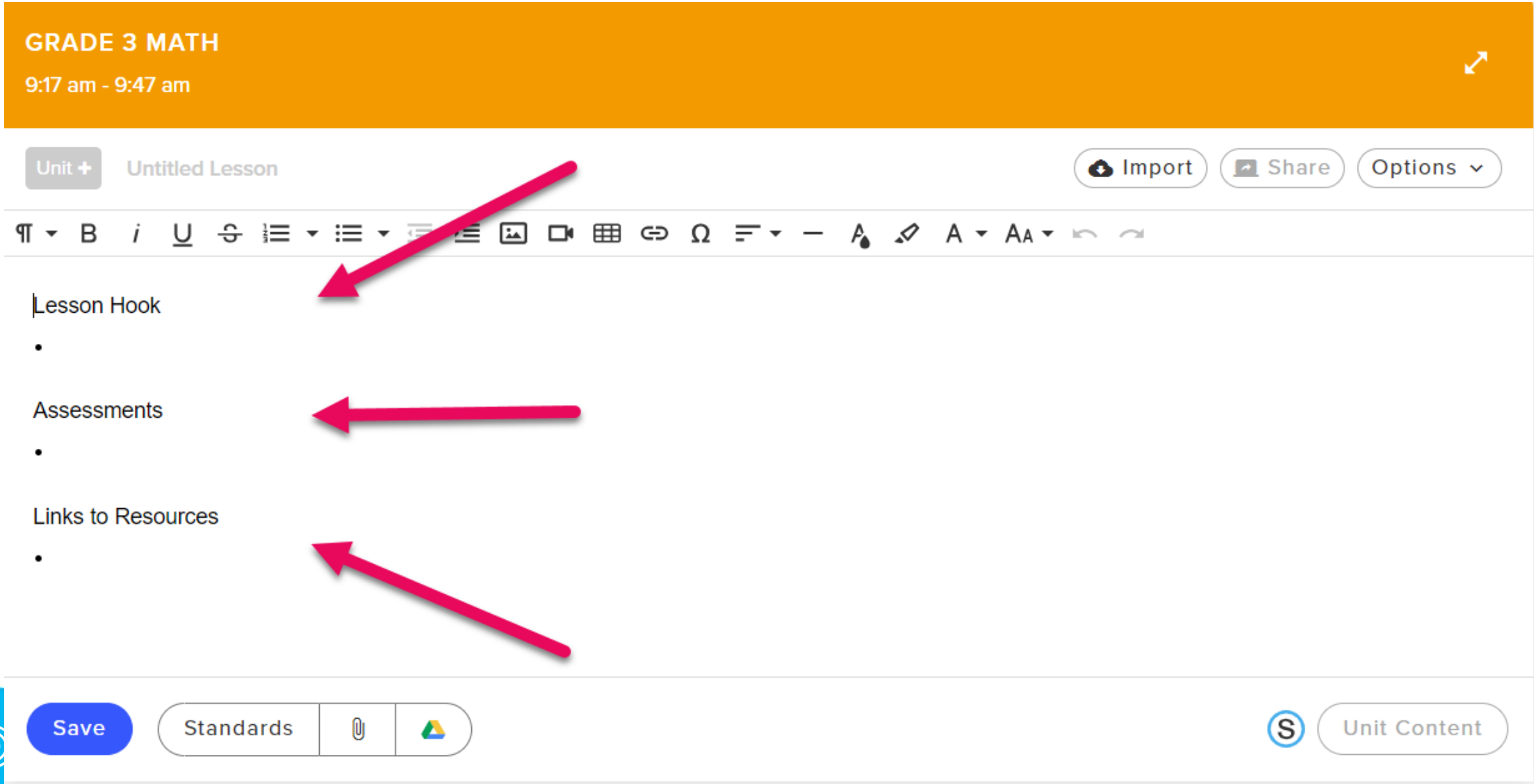
Unit + Untitled Lesson Import Share Options

Lesson Hook
•

Assessments
•

Links to Resources
•

Save Standards Unit Content



Best Practices



Attach Curriculum Maps to each class on Timetable



Attach Standards to each class on Timetable



Label Lesson Plans



Create Groups



Utilize Lesson Plan Templates



C&I and SGY Integration

Menti Poll

Does your District
integrate C&I and
Schoology?



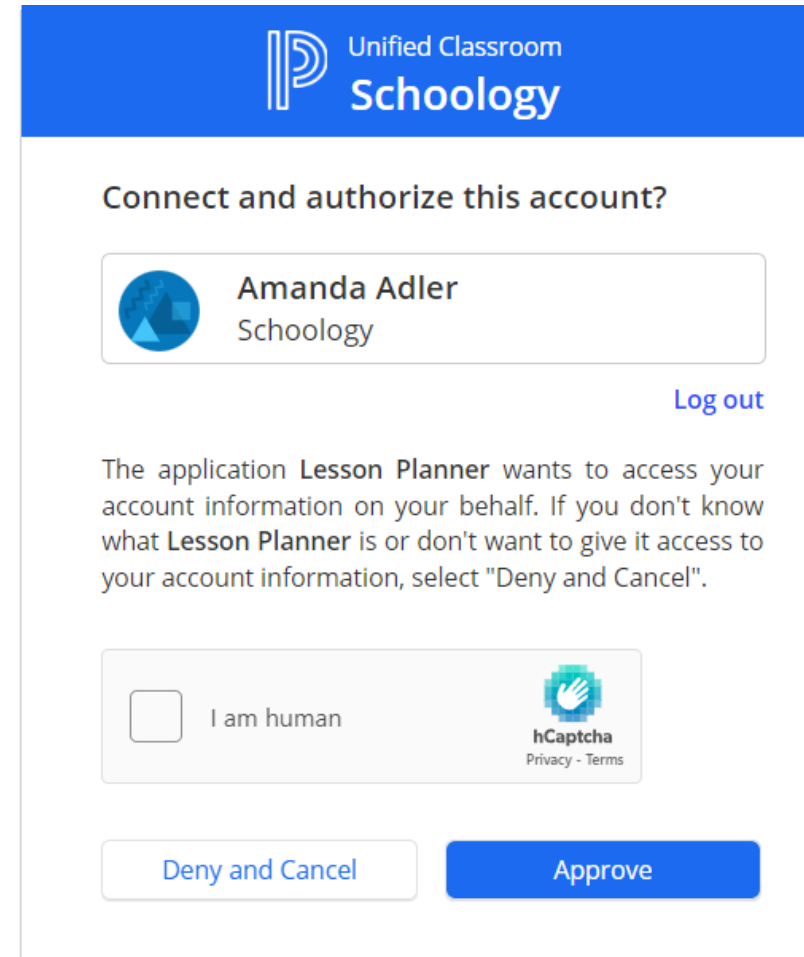
Steps for Admins (covered in the free system admin course)

1. Set up the connection to provision users from Schoology or PS SIS
2. Map Schools, Roles, and Provision Users from Schoology or PS SIS (if you have both, you'll use PS SIS) via a test run
3. If all looks as expected, disable test and set up automated sync
4. Communicate about Lesson Planner to staff, either with using welcome email or your own method
5. Add the Lesson Planner app via the App Center for courses

Connect your C&I Account to Schoology

Before you can begin using Lesson Planner and/or Curriculum with Schoology, you first have to connect your Schoology account to your Curriculum and Instruction account. You can connect your accounts from either the Curriculum and Instruction product or from your Schoology account. To connect Lesson Planner from your Schoology account.

1. Click on **Lesson Planner** from your Course Navigation menu.
2. Check to authorize the connection.
3. Click **Approve**.



The screenshot shows the Schoology authorization interface. At the top, the 'Unified Classroom Schoology' logo is displayed. Below the header, the text 'Connect and authorize this account?' is shown. A user profile for 'Amanda Adler' is listed with a 'Schoolology' account type and a 'Log out' link. A paragraph explains that the 'Lesson Planner' application wants to access account information. Below this is an 'I am human' checkbox and an hCaptcha logo with 'Privacy - Terms' links. At the bottom, there are two buttons: 'Deny and Cancel' and 'Approve'.

Import Classes from Schoology

Timetable

2023-2024 School Year
Aug 15th, 2023 - Jun 30th, 2024

+ Add a Class

Create your first class

Google Classroom

Schoology

Import Classes

Import From Schoology
Step 1 of 2 - Select Schoology Classes

Compass Learn Together	Ana's Sandbox Course Section 1	Amanda Fall 2022 Period 1
Course Template 101 Section 1	Course Templates 102 Section 1	Fall 2023 ADLER Section 1
Getting Started with	Getting Started with	DEMO COURSE Section 1

Select All

Cancel Okay

Timetable

My Dashboard

2023-2024 School Year

Click and drag your class to schedule it!

Fall 2023 ADLER
Unscheduled

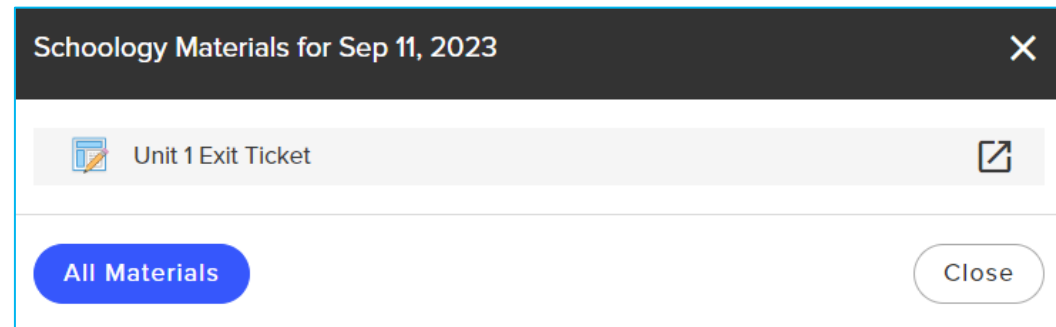
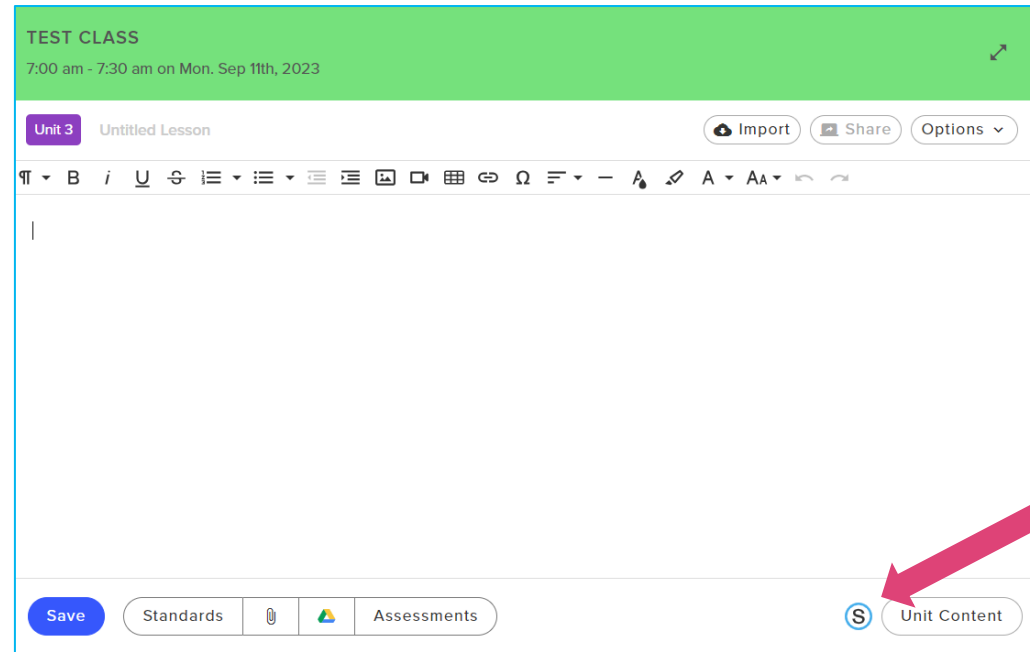
+ Add a Class

Have classes elsewhere?

Import Classes

Access Schoology Course Content from Planner

1. Open the lesson you want to access materials for and click the **Schoology icon**.
2. If you haven't yet linked your class to Schoology, you will be prompted to sign in and select the Schoology course you want to be linked to this class.
3. The materials you have assigned to this course in Schoology for this date are displayed. Click the name of the material to navigate to its page in Schoology, or click **All Materials** to navigate to the Materials page for the entire course



View Schoology Course Content from Lesson Feedback

1. Navigate to the lesson you wish to view from either the **Give Lesson Feedback** tab in your Admin panel, or by viewing the teacher's account and navigating to the specific lesson.
2. Click **Lesson Details**. You will see links for the class's learning materials for this date.
 - If the teacher has not yet linked their class to Schoology or no materials are assigned to this date, you will see a message displaying so.

Untitled Lesson

ELA 7 R - Period 7

Taught on Monday, September 18, 2023

Updated on Sep 9th, 2023

SCHOLOGY MATERIALS



No materials for this date

Sharing an Individual Lesson to Schoology

FALL 2023 ADLER
8:00 am - 8:30 am on Mon. Sep 11th, 2023

Unit + Untitled Lesson

Import Share Options

TEST

EXPORT & SHARE LESSON

- PRINT/PDF
- CLASSROOM
- SHARE

IMPORT LESSON

CHOOSE TEMPLATE

LESSON HISTORY

CLEAR LESSON

Save Standards Assessments

FALL 2023 ADLER
8:00 am - 8:30 am on Mon. Sep 11th, 2023

Sharing Lesson
Untitled Lesson

Print/PDF Resources Group of Lessons Public Link/Embed Google Classroom **Schoology**

COURSE

Fall 2023 ADLER - Section 1

SHARE AS

- A file in my Materials
- A file in my Materials
- An update for my students to see**

Cancel Add to Materials

Save Standards Assessments Unit Content

Sharing a Week of Lessons to Schoology

This Week ← → 📅 Week of September 11, 2023 Share ^

Day B | Mon (Sep 11) Day A | Tue (Sep 12) Day B | Wed (Sep 13) Day A | Thu (Sep 14) Day B | Fri (Sep 15)

Type a note... Type a note... Type a note... Type a note... Type a note...

FALL 2023 ADLER 8:00 am - 8:30 am

Unit + Untitled Lesson

TEST

- Print/PDF
- Add to Resources
- Public Link
- Google Classroom
- Schoology

Sharing Week

Print/PDF Add to Resources Public Link Google Classroom **Schoology**



COURSE

Fall 2023 ADLER - Section 1



SHARE AS

A file in my Materials



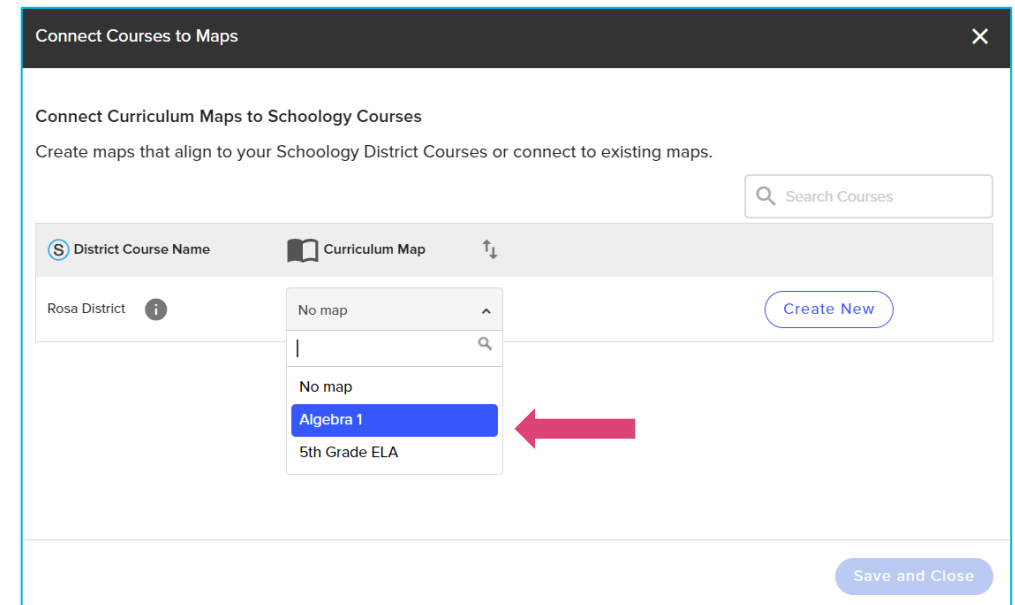
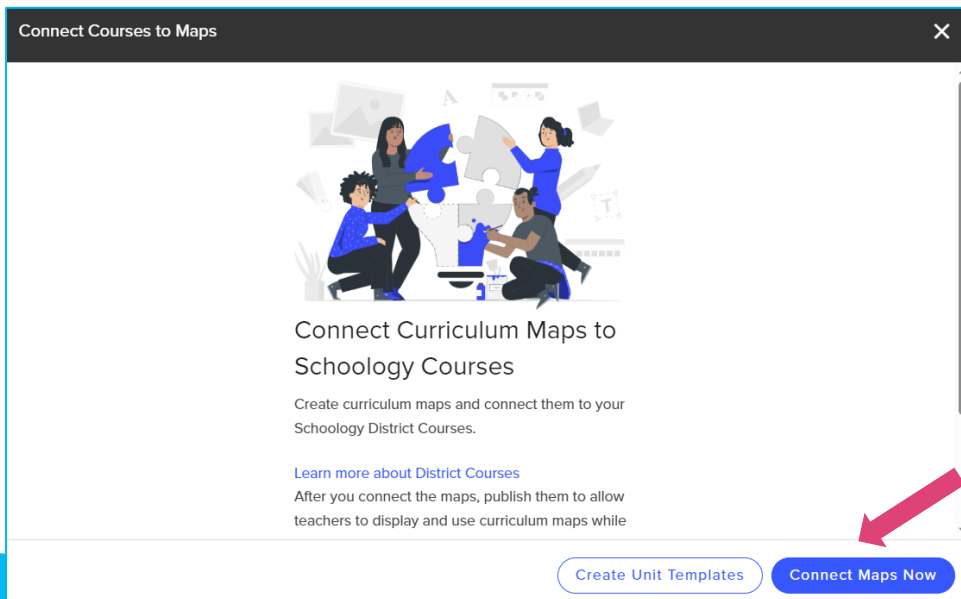
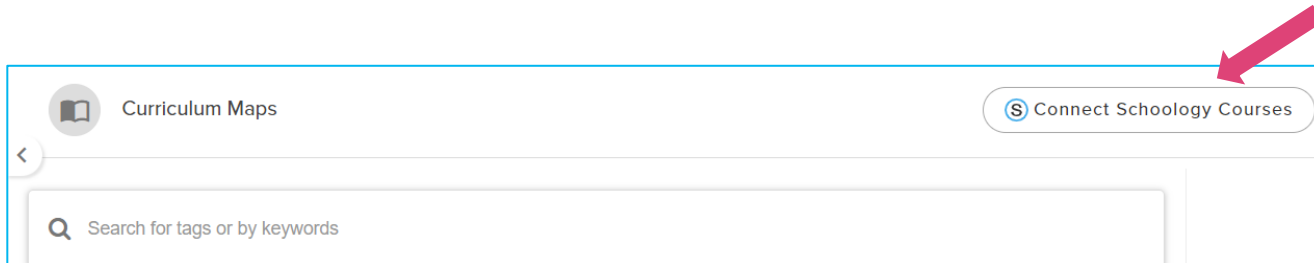
TITLE

Week of 9/11

Cancel Add to Materials

NEW: Connect Curriculum Maps to SGY

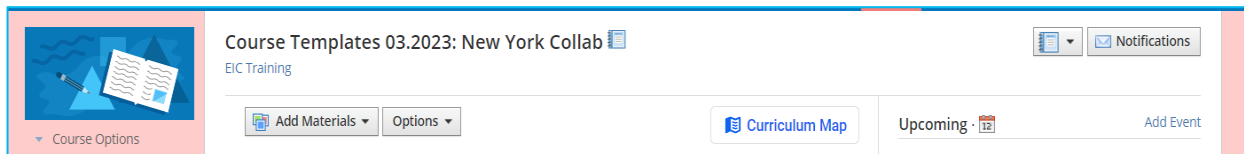
- Curriculum Administrator can link their curriculum maps to Schoology courses using the new District Course Name



NEW: Connect Curriculum Maps to SGY

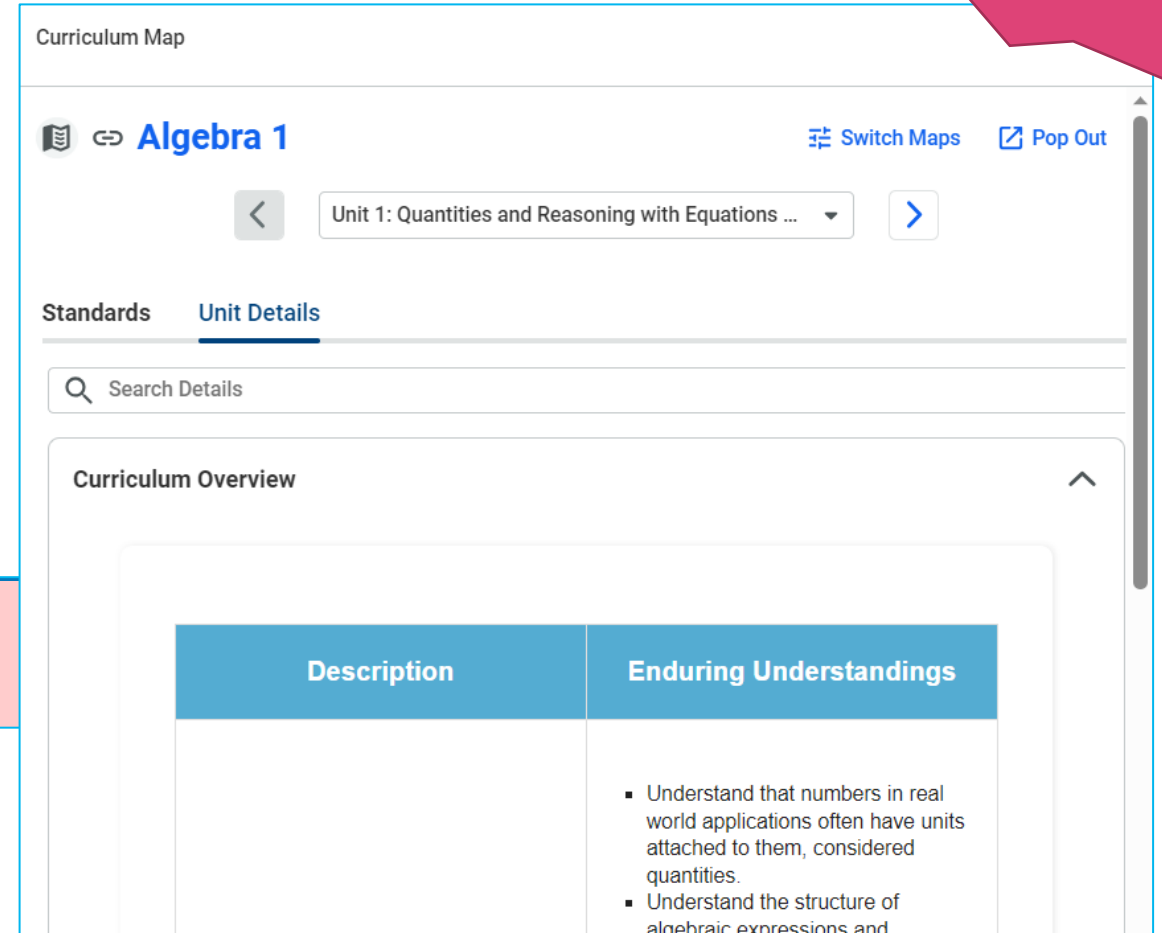
SGY View

- Teachers can use the Curriculum map button from their Schoology Course to access curriculum map information
- While viewing maps, teachers can view standards and unit content as well as switch maps with ease



Course Templates 03.2023: New York Collab
EIC Training

Course Options Add Materials Options Curriculum Map Upcoming Add Event



Curriculum Map

Algebra 1 Switch Maps Pop Out

Unit 1: Quantities and Reasoning with Equations ...

Standards Unit Details

Search Details

Curriculum Overview

Description	Enduring Understandings
	<ul style="list-style-type: none">▪ Understand that numbers in real world applications often have units attached to them, considered quantities.▪ Understand the structure of algebraic expressions and

Questions?

Join Us Again Next Time!

November 7th @ 10AM ET

Topics:

- Submit ideas in the survey!



What future Curriculum and Instructions PowerUp topics would you like to see discussed?

Please fill out survey posted in the chat



PowerSchool

Thank you for your Partnership!

