

Share Out



Think about how you and your teachers have used Performance Matters this school year.



What is 1 Glow and 1 Grow?



Share in the chat or come off mute!

Welcome to PowerSchool

PowerUps: Performance Matters



PowerUps

11/30/2023

Today's Agenda

- Welcome and Agenda Overview
- Reminders
- New Releases 23.10 and 23.11
- District Share Out – Observational Assessments
 - AACPS – Anna Harding
- Semester 2 Updates
- Scoreboard/Comparative Results Reports
- Q/A
- Smartsheet Form Questionnaire

****Please add your school district to your Zoom name!***



Nice to see you again!



Todd Ramsey

Sr Education Impact Consultant
Working from Lynchburg, VA



Dana George

Education Impact Consultant
Working from Vero Beach, FL



Crissy Stout

Education Impact Consultant
Working from Lakeland, FL



Adam Mouser

Product Manager
Working from Roanoke, VA

Recordings are Available on PS Community!

Events Hub - PeopleAdmin - My Contacts

Rayyan_Mohammed
PowerSchool Team

Register Now for PowerSchool PowerUps: Classroom (Performance Matters)

01-24-2022 01:04 PM

Register Now for PowerSchool PowerUps: Classroom (Performance Matters)

Power UP Your Practice with PowerSchool PowerUps!

PowerSchool PowerUps are an exciting opportunity to connect with our Education Impact Consultants and other PowerSchool teams to learn about seasonal **best practices, product updates, and connect with other PowerSchool users.**

PowerSchool PowerUps: Classroom

PowerSchool PowerUps: Classroom meetings are led **monthly** by the Classroom EIC Team. These meetings focus on various topics and updates for **Performance Matters and Schoology Learning**.

Register to attend any or all of these hour-long sessions!

- [Third Tuesday's at 1 PM PT / 4 PM ET](#)
- [Third Wednesday's at 6 AM PT / 9 AM ET](#)
- [Third Thursday's at 10 AM PT / 1 PM ET](#)

*Content will be the same for each day and time. Please choose the meeting time that works best for your schedule!

Resources

Please refer to this page to access recordings and resources from our PowerSchool PowerUps: Classroom Performance Matters meetings!

January Recording: [Topic 22.1 Release Updates & Third-Party Item Banks](#)

In the meantime, we encourage you to utilize the Support resources available on the PowerSchool Community. You can find [Recordings of Office Hours](#) from last year, as well as [Product Updates](#) and [Release Notifications](#).

Tip: Click the "Follow" button on the top right corner of the page to receive email updates each time content is added!

Tags: office hours PowerUps Add tags

Related Discussions & Articles

- PowerSchool PowerUps: Classroom (Thursday Session)
in PowerUp Events on 01-15-2022
- PowerSchool PowerUps: Classroom (Wednesday Session)
in PowerUp Events on 01-15-2022
- PowerSchool PowerUps: Classroom (Tuesday Session)
in PowerUp Events on 01-15-2022
- Join Us for PowerSchool PowerUps: Classroom (Schoology Learning)
in General Discussion Learning Forum on 01-24-2022
- Register Now for PowerSchool PowerUps: Classroom (Performance Matters)
in Performance Matters Forum on 01-24-2022

Search:
"PowerSchool PowerUps: [Performance Matters]"

Submit a Product Suggestion on the Ideas Portal

Filter by Status or PowerSchool Product

Home > Contact Support > PowerSchool Ideas Portal

Welcome to the PowerSchool Ideas Portal

Use this portal to submit enhancement ideas and feature requests for all PowerSchool solutions and products. In addition to submitting new ideas, you can also review, comment on, and vote on others' enhancements. Visit the Contact Support page if you need product support.

Please note: we recommend searching existing ideas before submitting a new one to reduce duplication. Please review our article on Submitting an Enhancement Request.

All submitted ideas are typically reviewed in 30 business days.

[Add a new idea](#)

Recent Trending Popular

My ideas	0
My votes	0
My subscriptions	0

FILTER BY STATUS

Review In Progress	416
Reviewed - Unscheduled	20219
Scheduled - Future Release	691
In Development	92
Shipped	1287
Already Exists	686
Support Issue	127
Will Not Implement	849

FILTER BY PRODUCT/CATEGORY

> Applicant Tracking	572
----------------------	-----

3,677
VOTE

Make teachers accountable for entering grades in a timely manner
Too many times I have logged on to see all zeros for my child's grades
Created 13 Jan 06:36pm
eSchoolPlus SIS
Reviewed - Unscheduled 13

2,371
VOTE

Merge Duplicate Student Records
It would definitely be helpful if PowerSchool could come up with amerge records for duplicate students!! No matter how many times Itell the office to be careful when enrolling and check the possiblematch screen, they still create new records. From...
Created 12 Jun 12:51am
PowerSchool SIS / Scheduling and Enrollment
Reviewed - Unscheduled 13

1,859
VOTE

Email Alert for due Homework and Exam
Would like to get an alert through email before the Homework/exam are due .
Created 13 Jan 06:33pm
eSchoolPlus SIS
Reviewed - Unscheduled 5

Search ideas before submitting a new one

Tags show if Product has Reviewed and/or Already Created the feature

Upvote ideas to let us know you'd like to see that feature too

Performance Matters Q3 Release Updates

23.10 Released October 28th, 2023
23.11 Released December 2nd, 2023



From Ideas Portal

Q3 - Bug Fix Highlights



20 Support Related Bug Tickets Resolved

- **Student Item Analysis**
 - Error message <html> received when teachers export test scores using the Gradebook option.
 - Share Report from SIA is not working as intended
- **OLA** - Text-to-Speech not loading when test initially loaded in OLA
- **GradeCam** - not scanning results into PM
- **Manage Organization** - High Stakes Admin not Saving
- **Assessment Manager**
 - Edit Test Proctoring Modal filters do not populate with data to make selections
 - Refresh Student Population function gets stuck
 - Pre-populated Sheets Error with Too Many Answer Sheets
 - Not Honoring Faculty Role properly in Actions for Save Assessment As & Download Answer Key
- **Baseball Card Report** - Changes to Assessment Category or Course Type not Updating
- **MyDashboard** - Achievement Levels are not in order
- **Item Creation** - Gap Match, Match, Hotspot, Draw items will not save when font or font size is changed
- **TTS** - Text to speech pronouncing irrelevant String

Bug Fix Focus Area

Online Scoring

- Did Not Answer button now correctly counts against the Student
- Students without a score in Student Item Analysis no longer show errors
- Multiple Interactions with one being a blank Inline Choice no longer throws errors
- Removed Expanded View
- Removed Empty Option For Response Dropdown

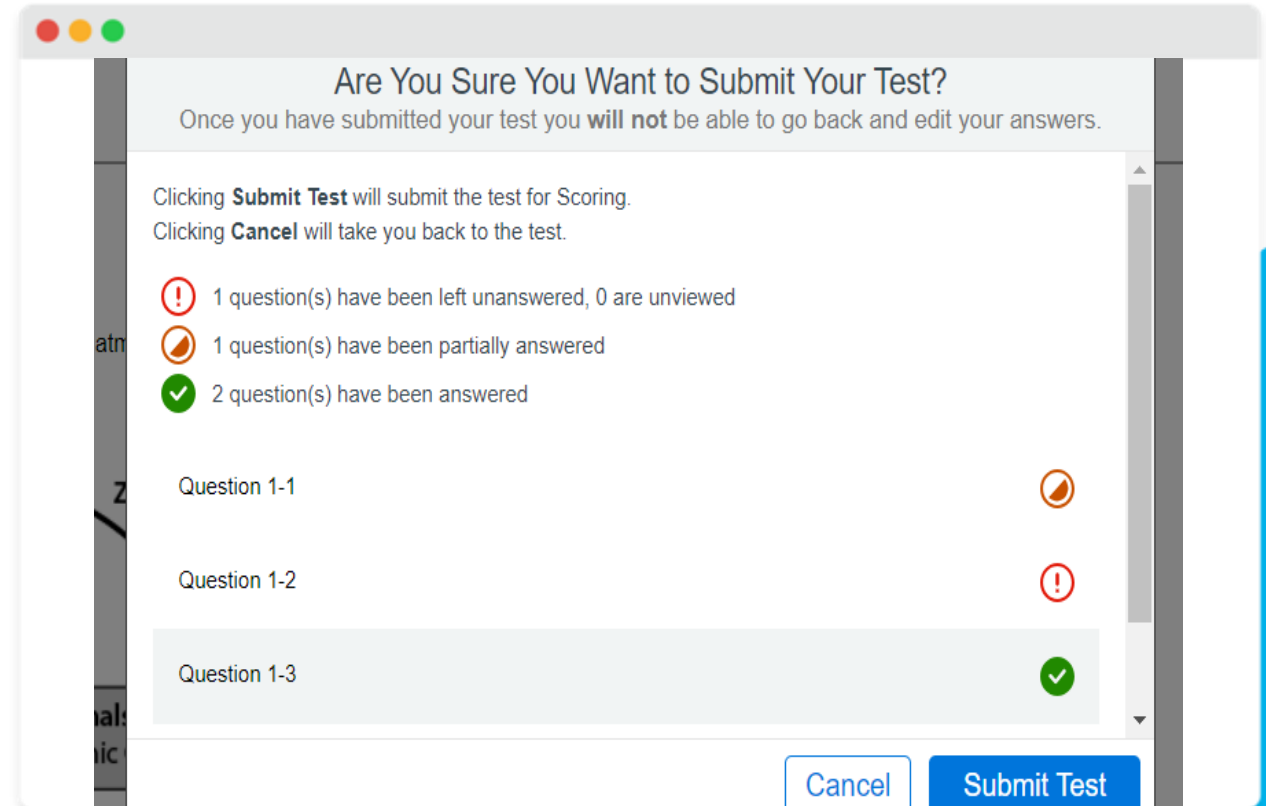


Feature Updates



OLA Update

- Appropriate Reflects the Status of Graphing & Order Interactions, as well as multiple interactions where one is an inline choice
- Updated Question Dropdown to reflect answered, partially answered, or not seen
- Streamlined all graphics used for status

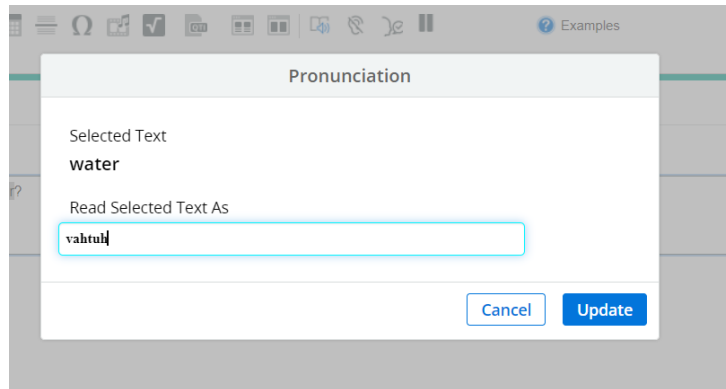


Feature Updates

Accommodations Improvements



Updating item creation workflows to support TextHelp ignore and phonetic pronunciation substitutions for content creators



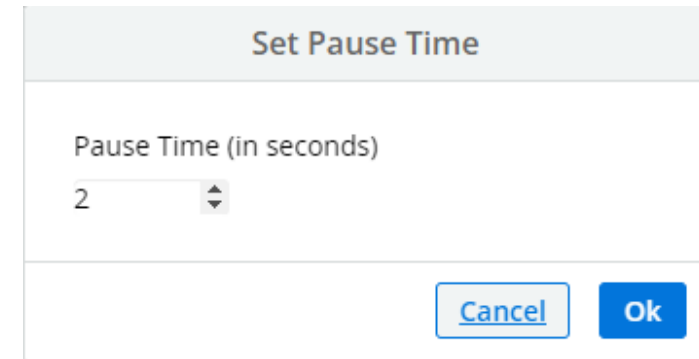
Multiple Choice

Question/Prompt

Which of the following elements are used to form water?



Updating item creation workflows to insert pause time between text while creating an item



Look at the text in the picture.

NEVER LEAVE
LUGGAGE
UNATTENDED

Multiple Choice

Question/Prompt

Did you look at the text above? (2 Sec) What does it say?



Data Updates

Tested Grade Measure

- New Setting – Reach out to support to enable
- Creates a new measure under Highest/Latest Score with Test Grade
- Districts can now optionally hide Tested Grades Folder and retain that information

The screenshot displays the 'Baseball Card Report' interface. On the left, a search bar and a tree view show the folder structure, including 'Tested Grade' folders for various grades and 'Latest Score - PM1' and 'Latest Score - PM2' folders. The main area shows a table with columns for 'State Test Results FAST - ELA Reading 2022-2023 PM1 Latest Score - PM1 Tested Grade'. The table has 11 rows of student data, with columns for 'Student Name', 'Score', and 'Tested Grade'. The 'Score' column is color-coded: blue for scores 346, 352, and 305; red for scores 312 and 305; yellow for score 323; and green for score 318. The 'Tested Grade' column shows values 1, 2, 3, 7, 10, 7, 10, 8, 10, 4.

Student Name	Score	Tested Grade
1 Axxxxx, Wxxxxxx		1
2 1 Axxxx-Lxxxxx, Zxxx		2
3 1 Axxx, Axxxx	346	7
4 1 Axxxx-Cxxxx, Mxxxxxx	312	10
5 1 Axxxxx, Sxxx	352	7
6 1 Axxxxx, Bxxxxxxx	305	10
7 1 Axxxxx, Ixx		
8 1 Axxxxx Pxxxxx, Kxxxx		
9 1 Axxxxx, Axxxx	323	8
10 1 Axxxxx, Axxxxxxx		
11 1 Axxxxx, Cxxxx	318	4



Data Updates

Optionally Remove Nested Months

- New Setting – Reach out to Support to Enable
- Removes Tested Months from Tested Grades folder & Replaces with Highest/Latest Score
- Removes ambiguity from districts that do not want to see re-tests

Performance Matters

Search [Reset]

Baseball Card Report

Comparison Chart Manage Columns Share Download

Add Student Filter

Apply swatching

6 students

Student Name	Tested Grade	Score
1 Bxxxx, Jxxxxxxx	1	7
2 1 Gxxxx Lxxxx, Vxxxx	1	3
3 1 Gxxxxx, Jxxxx	1	4
4 1 Sxxxx, Axxxxxx	1	8
5 1 Txxxx Exxxxx, Jxxx	1	8
6 1 Vxxxxxxxx, Jxxxx	1	6

Questions



2024 Sneak Peak



Item Duration And Pause Logging

What it is

Updating Assessment Reporting to include the time spent by the student on each item and the number of pauses a student made on their assessment.

Student Item Analysis will have a new tab that displays a student Item Duration breakdown and Assessment Completion Report to include a count of Pauses.

Why we think you will like it

Test administrators can audit student online testing and identify patterns that need mitigation like accommodations required, significant time on an item, or frequent pauses causing disruption to the assessment experience.

Item	1-1	1-2	1-3	1-4	Average engaged duration	1-7	1-8	1-9	1-10	1-11					
Students: 69	30:35	03:18	:03:33	05:05	04:19	34:04	06:36	03:41	05:21	03:40	05:10				
Student ID	Student Name	Test Score %	PE/PP	Section 1 %	Item 1	Item 2	Item 3	Item 4	Item 5	Item 6	Item 7	Item 8	Item 9	Item 10	Item 11
1*****		55.2%	16 / 29	55.2%	03:31	02:17	04:54	04:35	03:16	02:49	05:20	03:28	05:35	03:26	04:29
1*****		44.8%	13 / 29	44.8%	03:11	03:34	03:27	03:26	03:27	03:29	03:01	03:41	05:36	03:48	05:28
1*****		75.9%	22 / 29	75.9%	05:01	03:27	03:29	05:45	04:55	03:18	04:19	04:26	05:23	04:36	05:19
1*****		37.9%	11 / 29	37.9%	01:04:17	04:58	03:47	04:22	03:22	03:17	05:41	05:10	04:19	02:49	05:38
1*****		48.3%	14 / 29	48.3%	03:12	03:46	03:56	03:31	03:25	04:16	05:59	03:58	03:38	04:12	05:11
1*****		75.9%	22 / 29	75.9%	02:22	03:02	03:15	04:25	04:34	05:01	05:28	02:49	05:37	04:16	04:16
1*****		55.2%	16 / 29	55.2%	05:06	03:13	04:15	02:34	04:25	01:00:46	06:12	04:55	05:56	03:55	04:21
1*****		41.4%	12 / 29	41.4%	04:46	03:27	05:02	05:38	04:15	03:23	03:19	05:31	04:38	03:20	03:44

Student Detail	Date Released	Date Started	Date Submitted	Engaged Duration (HH:MM:SS)	Pauses	Submission Type
1*****	Aug-22-2023	Aug-22-2023	Aug-22-2023	00:13:50	3	OLA
1*****	Aug-22-2023	Aug-22-2023	Aug-22-2023	00:36:19	2	OLA
1*****	Sep-06-2023	Sep-06-2023	Sep-06-2023	00:16:41	3	OLA
1*****	Aug-23-2023	Aug-23-2023	Aug-23-2023	00:29:20	1	OLA

Number Line Interaction Type

What it is

A new auto-scored interaction type for student online testing to assess their understanding of math problems which can be used to represent any quantity that can be measured in discrete units.

Why we think you will like it

Expanded support for math interaction types supported in item creation to improve student's outcomes in mathematics over time

The screenshot displays the Performance Matters software interface. A 'Preview' window is open, showing a 'Number Line Question' with the instruction: 'Identify -2 to -4 on the number line using number line button.' Below the instruction is a number line ranging from -5 to 5. Underneath the number line, there are four options (A, B, C, D) for dragging the right answer to the number line. Option A shows a number line with a dot at -2 and an arrow pointing right. Option B shows a number line with a dot at -4 and an arrow pointing left. Option C shows a number line with a dot at -2 and an arrow pointing left. Option D shows a number line with a dot at -2. The background shows the 'Build' menu with various interaction types like Examples, Associate, Choice / Multi Response, Draw, Extended Text, Gap Match, Graphic Gapmatch, Graphing (Beta), Hotspot, Hot Text, Inline Choice, Instructions, Match, and Numeric Grid.

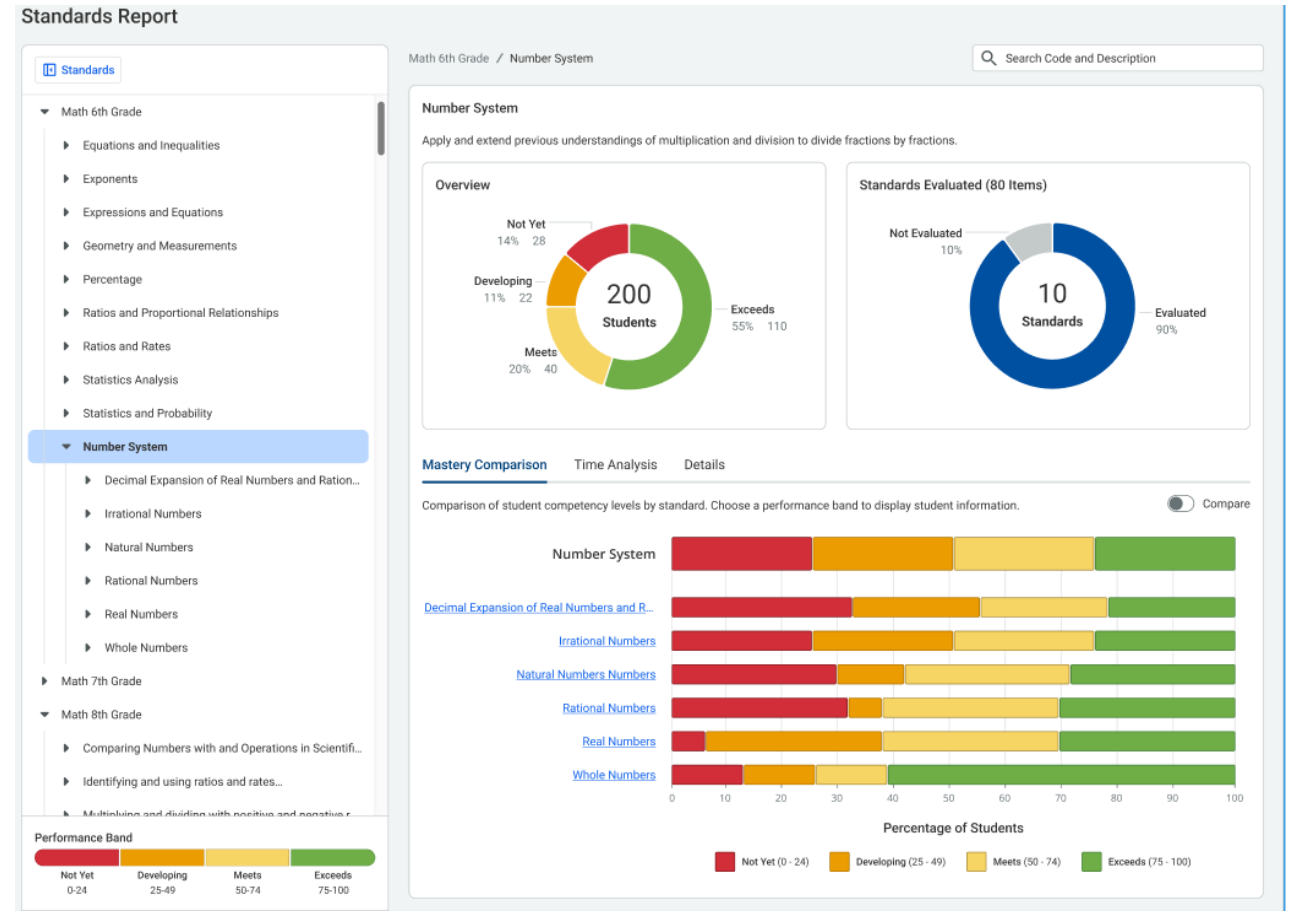
Standards Report

Standards Report is a new Report that will show **Aggregated Assessment Results by Standard** to represent mastery at a class, school and district level. New Reporting features include:

Mastery Comparison - Review mastery on a Domain and its children

Time Analysis - Analyze growth or decay over time on a standard

Details - Review how a standard has been tested, including performance by item interaction & attribute



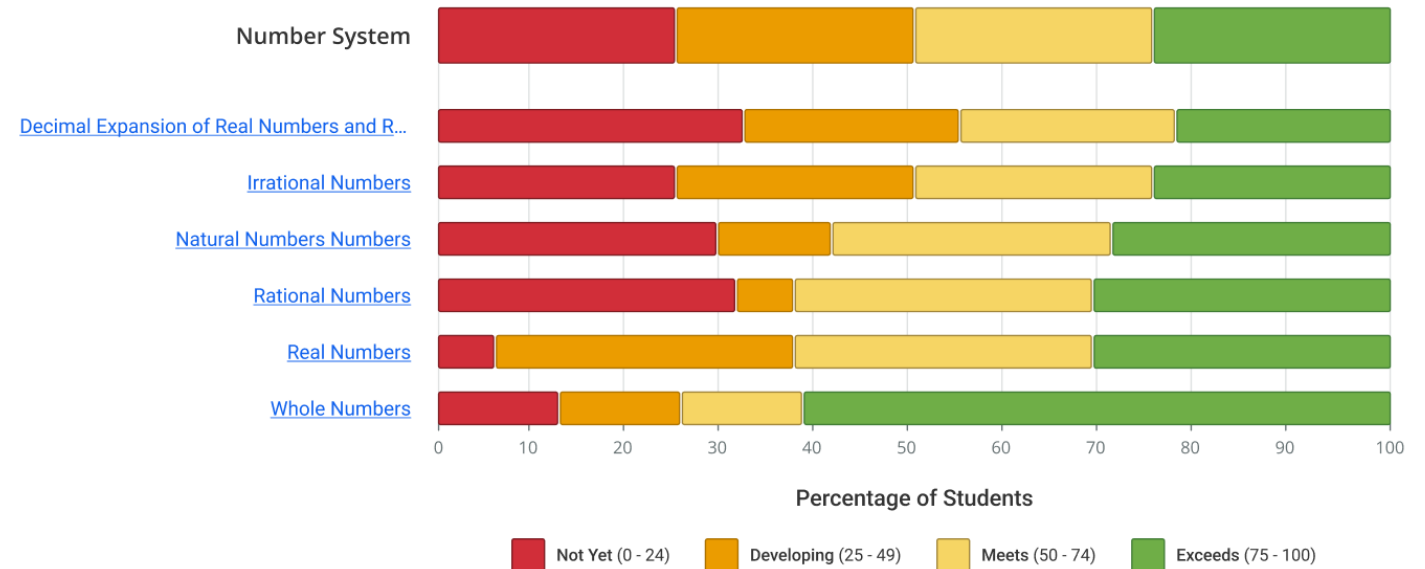
* Image is representative of functionality dependent on further discovery

Standards Report- Mastery Comparison

- Review Assessment Results By Standard & compare to its next-level children
- Each band represents a students whose total points earned/points possible across all items tagged with this standard

Comparison of student competency levels by standard. Choose a performance band to display student information.

Compare

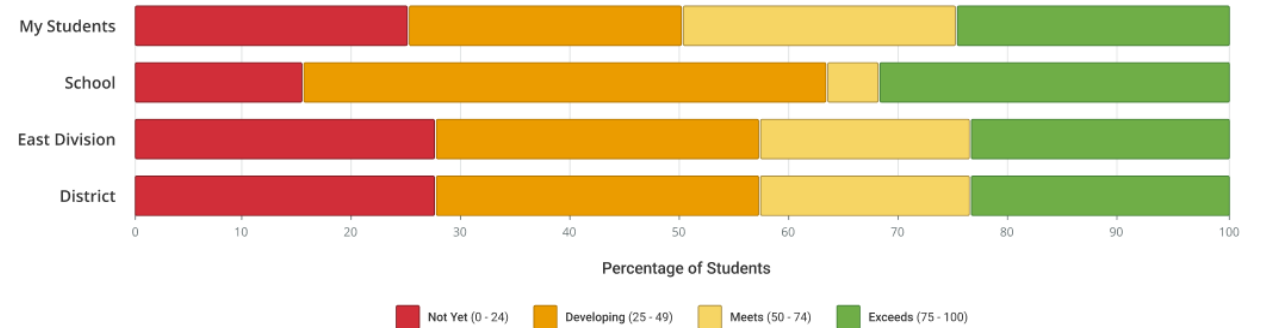


Standards Report- Mastery Comparison

- Use the Compare toggle to view mastery on the chosen standard across a teacher's school, cluster (if used) and district.

Comparison of student competency levels by standard. Choose a performance band to display student information.

 Compare





AACPS Share Out

Anna Harding





Semester 2 Updates in PM



Course Type Updates

Some schedules may change from S1 to S2 → Be sure to update Course Types if necessary

Site Administration

Assessment Categories

Benchmark Columns

Course Type Mapping

Reporting Settings








[Manage Course Types](#)

Course Type Override

Manage Course Types

Add Course Type Save

100 per page

Course Type	# of Courses	Delete if Unused
 Not Assigned	494	
 All	0	
 Other	0	Delete
 Language Arts	0	Delete
 Math	84	
 Science	149	
 Social Studies	0	Delete

Semester Only Classes

If you teach a Semester Only class, be sure to download your data from Baseball Card Report before you lose access!

Baseball Card Report

Find your reports

Download and Save

	Grades 2022-2023 Middle Math Math 6 Q1	Grades 2022-2023 Middle Math Math 6 Q2	Grades 2022-2023 Middle Math Math 6 S1
1	Axxxxx, Mxxxxx	B	B
2	Axxxxxxxx, Axxxx	C	C
3	Axxxx, Axxxx	F	F
4	Axxxx, Cxxxx	B	B+
5	Axxxx, Axxxx	A	A
6	Axxxx, Axxx	D	D-

Questions



Scoreboard and Comparative Results Reports



Scoreboard Report

Scoreboard

Primary Purpose

To compare course, teacher, school, and district averages for all students as well as their demographic groups

Guiding Questions

- What teachers are having success in which class or with which group of students?
- Which schools or teachers are most successful in moving students to a proficient level?
- How did my district, school type, school, and grade perform on this year's Benchmark Assessments?
- How did my students perform on state tests by courses and grades grouped by the teacher?
- How did my school, teacher, courses perform on local assessments? On state tests?
- How can we identify which teachers need professional development to improve their instructional strategies for teaching a specific subject or topic?
- How is the school or district performing on state assessments? Critical local measures? Valued 3rd party measures? Specific standards?

Primary Users

- Teachers
- School Administrators

Primary Uses

- Monitor proficiency levels by selected school and teacher/ course
- Monitor proficiency levels by subgroup
- Compare proficiency levels at a selected school with the entire district

Scoreboard Report

Search

- DIBELS
- Horizon College Prep
- LEXILE
- SAT
- ACT
- ACT Legacy
- Behavior Support (Kickboard)
- Common Assessments**
 - Benchmark
 - Algebra
 - Language Arts
 - ELA Grade 10 Benchmark 1
 - 80 Test Percentage Score
 - 80 Test Points Earned Score
 - 80 Section 1 Percentage Score
 - Standards PE/PP
 - 80 PS.ELA-Literacy.L.9-10.4.a
 - 80 PS.ELA-Literacy.L.9-10.4.b
 - 80 PS.ELA-Literacy.L.9-10.4.c
 - Standards Percentage Score
 - ELA Grade 10 Benchmark 2
 - ELA Grade 3 Benchmark 1
 - ELA Grade 3 Benchmark 2
 - Writing Assessment
 - Capstone Project
 - Diagnostic
 - Formative
 - Performance Task
 - Pre-ACT 10 Test 1
 - PSAT 10 Test 1
 - Unit
 - Observational

Common Assessments Benchmark Language Arts ELA Grade 10 Benchmark 1 Standards PE/PP PS.ELA-Literacy.L.9-10.4.a

Add Student Filter







Schools, Teachers, and Student	Count	Scores	Student Score
Apple Grove Unified	12917	80	69 100%
East	4017	80	69 100%
Redwood High School	1512	80	69 100%
Durham, Claire	206	8	84 100%
Individualized Literature - 3(A)	24	1	78 100%
Individualized Literature - 5(A)	47	3	82 100%
Individualized Literature - 6(A)	52	3	85 100%

Choose the reports you wish to view

View and drill down to see districts, schools, teachers and classes

Scoreboard Report

- Compare teacher scores
- Connect Ms. Moyer with Ms. Meadows and Mr. Robinson in a PLC to share some teaching strategies that may help increase their student scores

▶ Meadows, Laverns	147	28		67	100%	28		100%
▶ Moyer, Paulette	182	28		74	100%	28		100%
▶ Robinson, Zachary	182	29		66	100%	29		100%

Scoreboard Report

- Use the same measure multiple times and add student filters to each column to compare

Search

- State Test Results
- State/Local by Subject
- State/Local by Strand
- DIBELS
- Horizon College Prep
- LEXILE
- SAT
- ACT
- ACT Legacy
- Behavior Support (Kickboard)
- Common Assessments
 - Benchmark
 - Algebra
 - Language Arts
 - ELA Grade 10 Benchmark 1
 - 80 Test Percentage Score
 - 80 Test Points Earned Score
 - 80 Section 1 Percentage Score
 - Standards PE/PP
 - Standards Percentage Score
 - ELA Grade 10 Benchmark 2
 - ELA Grade 3 Benchmark 1

Schools, Teachers, and Students	Count	Scores	Student Score	Count	Scores	Student Score
Apple Grove Unified	12917	80	69 100%	9	66 100%	66 100%
East	4017	80	69 100%	9	66 100%	66 100%
Redwood High School	1512	80	69 100%	9	66 100%	66 100%

Common Assessments

- Benchmark
- Language Arts
- ELA Grade 10 Benchmark 1
- Test Percentage Score

Add Student Filter

Add Student Filter

Add Student Filter

SWD [Yes] ✕



Comparative Results Report

Comparative Results	
Primary Purpose	Guiding Questions
To aggregate student results across multiple assessments and compare these results by standards and item attributes.	
Primary Users	Primary Uses
<ul style="list-style-type: none"> Teachers School Administrators Principals District Administrators 	<ul style="list-style-type: none"> Compare student results against different item <u>attributes</u> Compare student results against <u>standards</u> Identify areas for improvement based on selected student populations
<ul style="list-style-type: none"> How well did my students perform on a specific standard? How well did my students perform on a specific item type? Item attribute? How well did a specific population of students perform on a standard/ item type? How well did my students perform compared to the cut levels set on the test? How well did my class perform compared with the school? With the district? 	

Comparative Results Report



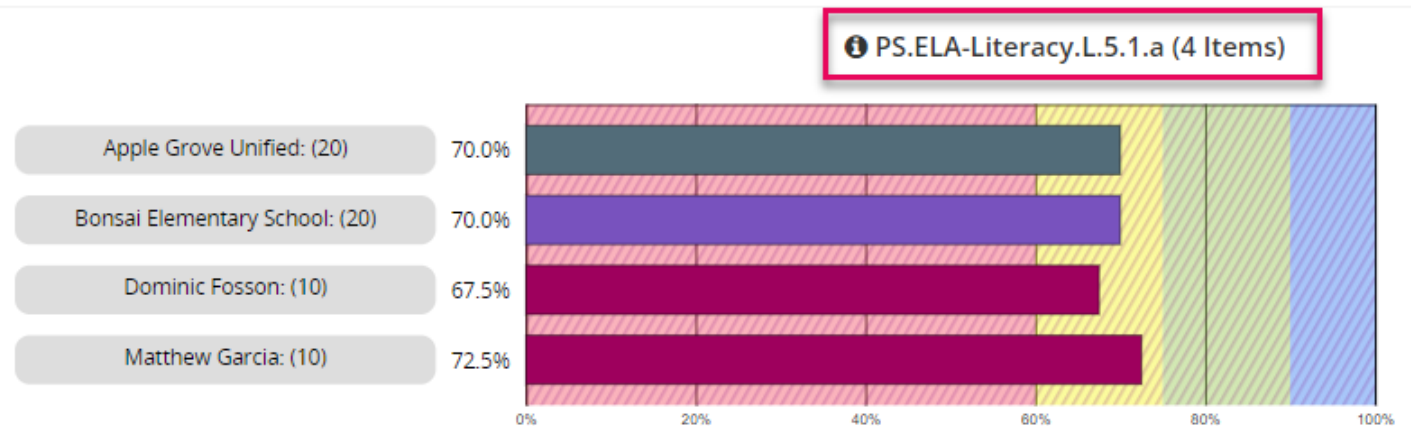
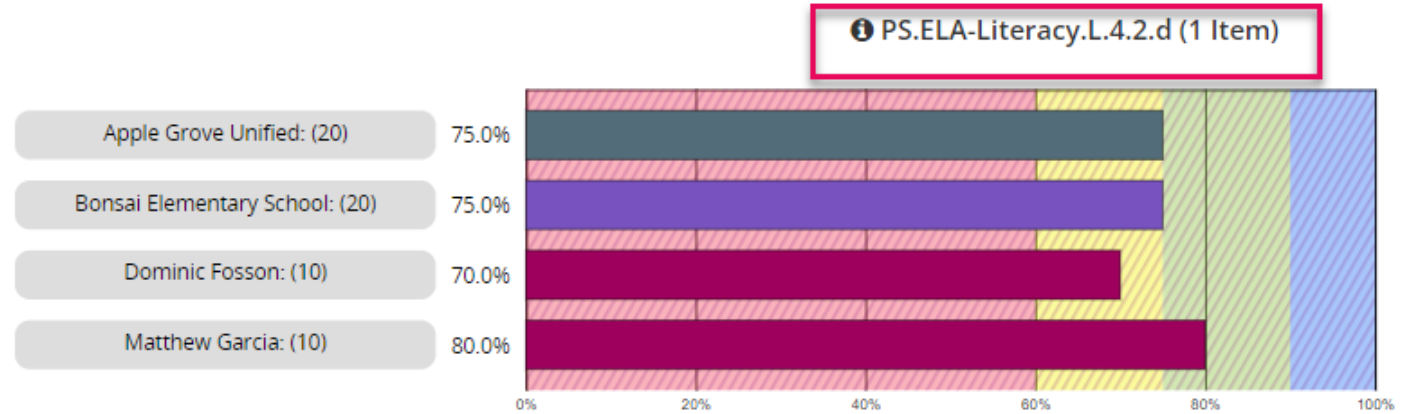
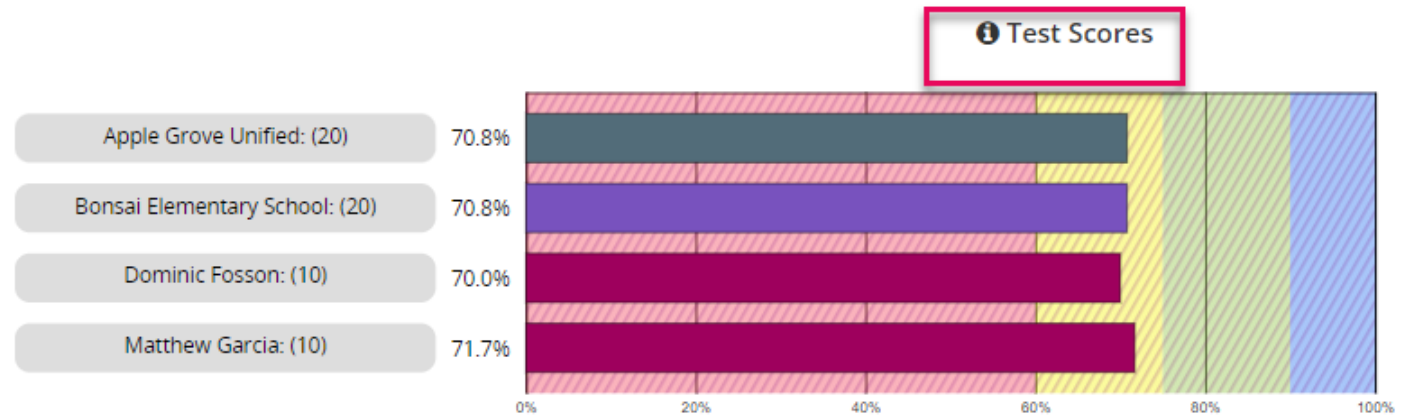
Only for PM assessments (Common Assessments)

- You can choose 1 test or multiple tests to compare
- You have the option to compare Standards, DOK, Taxonomy, Subject or Question Interactions
- Comparison Variable include Districts, Schools, Teachers and Classes

The screenshot shows the interface for selecting tests and standards. The 'Tests' dropdown is circled in red and contains 'Grade 5 ELA CFA 1 (2575036)'. The 'Standards' dropdown is also circled in red and contains three selected items: 'PS.ELA-Literacy.L.4.2.d (1 Item)', 'PS.ELA-Literacy.L.5.1.a (4 Items)', and 'PS.ELA-Literacy.L.5.2.e (8 Items)'. A red arrow points from a pink box labeled 'DOK, Taxonomy, Subject & QI' to the 'Standards' dropdown. Below these are 'Comparison Variables' including 'District' (US_Apple), 'Schools' (Bonsai Elementary School), 'Teachers' (Fosson, Dominic and Garcia, Matthew), and 'Classes'. A 'No Results' message is visible at the bottom of the comparison variables section.

Comparative Results Report: Comparisons

- View and Compare overall test scores based on the filters you applied
- View and Compare by standards, DOK, QI, etc.
- Use this data in PLCs and have teachers share what is working and what they may need assistance with



Comparative Results Report: Students

- View students' overall test score, as well as how they performed on each standard
- Use this data to create small groups or to assign standard specific practice

Comparisons		Students	Student Groups			
Student Name	Student ID	Total Score	PS.ELA-Literacy.L.4.2.d	PS.ELA-Literacy.L.5.1.a	PS.ELA-Literacy.L.5.2.e	
Axxxxxxxxx, Hxxxxxxxxx	1xxxxxxxxx	75%	100%	50%	88%	
Bxxxxxxxxx, Axxxxxxxxx	1xxxxxxxxx	75%	0%	75%	75%	
Bxxxxxxxxx, Lxxxxxxxxx	1xxxxxxxxx	42%	100%	25%	50%	
Bxxxxxxxxx, Zxxxxxxxxx	1xxxxxxxxx	100%	100%	100%	100%	
Bxxxxxxxxx, Rxxxxxxxxx	1xxxxxxxxx	67%	100%	50%	75%	
Cxxxxxxxxx, Mxxxxxxxxx	1xxxxxxxxx	67%	0%	50%	75%	
Dxxxxxxxxx, Bxxxxxxxxx	1xxxxxxxxx	67%	100%	100%	50%	
Fxxxxxxxxx, Axxxxxxxxx	1xxxxxxxxx	75%	100%	75%	75%	
Fxxxxxxxxx, Axxxxxxxxx	1xxxxxxxxx	75%	100%	75%	75%	
Jxxxxxxxxx, Wxxxxxxxxx	1xxxxxxxxx	58%	0%	75%	50%	

Showing 10 of 10 results

Comparative Results Report: Student Groups

View students' scores by groups such as Ethnicity, Gifted, and SWD

Group Type		Total Score	PS.ELA-Literacy.L.4.2.d	PS.ELA-Literacy.L.5.1.a	PS.ELA-Literacy.L.5.2.e
> ED					
▼ Ethnicity					
African American	(2/10)	54%	100%	63%	50%
Hispanic	(3/10)	69%	67%	50%	79%
American Indian	(1/10)	75%	100%	75%	75%
Caucasian	(3/10)	69%	33%	75%	67%
Unknown	(1/10)	100%	100%	100%	100%
> Gender					
▼ Gifted					
No	(9/10)	70%	67%	69%	71%
Yes	(1/10)	67%	100%	50%	75%
> LEP					
> Migrant					
▼ SWD					
No	(7/10)	71%	71%	71%	71%
> Yes	(3/10)	67%	67%	58%	71%



Questions?

Feel free to come off mute or put your questions in the chat.

What future Performance Matters PowerUp topics would you like to discuss (besides the monthly new releases)?

[Future PowerUp Topics Survey](#)

Join Us Again Next Time!

2PM ET/ 11AM PT

- **January 30th**
- **March 14th**
- **May 23rd**

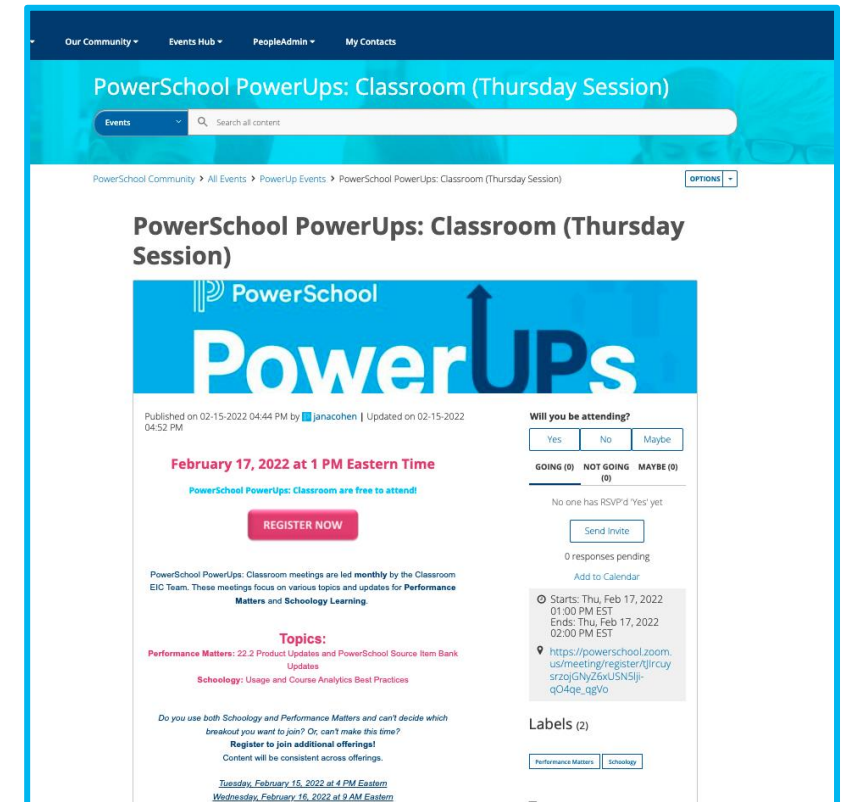
Topics:

- **Back from Break**
- **Testing Season**
- **Data Analysis**
- **Goal Setting**



PowerSchool PowerUps Events Page: Live!

- Register for **any** upcoming PowerSchool PowerUp Events!
 - *Events Hub > All Events > PowerUp Events*
- PowerUps are currently offered for:
 - Performance Matters
 - Schoology
 - Unified Classroom Special Programs
 - Naviance
 - Enrollment
 - Unified Insight
 - Talent (Professional Learning, Applicant Tracking, Records and Onboarding, Perform)
 - Unified Classroom Curriculum & Instruction



Recordings are Available on PS Community!

Events Hub - PeopleAdmin - My Contacts

Rayyan_Mohammed
PowerSchool Team

Register Now for PowerSchool PowerUps: Classroom (Performance Matters)

01-24-2022 01:04 PM

Register Now for PowerSchool PowerUps: Classroom (Performance Matters)

Power UP Your Practice with PowerSchool PowerUps!

PowerSchool PowerUps are an exciting opportunity to connect with our Education Impact Consultants and other PowerSchool teams to learn about seasonal **best practices, product updates, and connect with other PowerSchool users.**

PowerSchool PowerUps: Classroom

PowerSchool PowerUps: Classroom meetings are led **monthly** by the Classroom EIC Team. These meetings focus on various topics and updates for **Performance Matters and Schoology Learning**.

Register to attend any or all of these hour-long sessions!

- [Third Tuesday's at 1 PM PT / 4 PM ET](#)
- [Third Wednesday's at 6 AM PT / 9 AM ET](#)
- [Third Thursday's at 10 AM PT / 1 PM ET](#)

*Content will be the same for each day and time. Please choose the meeting time that works best for your schedule!

Resources

Please refer to this page to access recordings and resources from our PowerSchool PowerUps: Classroom Performance Matters meetings!

January Recording: [Topic 22.1 Release Updates & Third-Party Item Banks](#)

In the meantime, we encourage you to utilize the support resources available on the PowerSchool Community. You can find [Recordings of Office Hours](#) from last year, as well as [Product Updates](#) and [Release Notifications](#).

Tip: Click the "Follow" button on the top right corner of the page to receive email updates each time content is added!

Tags: office hours PowerUps Add tags

Related Discussions & Articles

- PowerSchool PowerUps: Classroom (Thursday Session)
in PowerUp Events on 01-15-2022
- PowerSchool PowerUps: Classroom (Wednesday Session)
in PowerUp Events on 01-15-2022
- PowerSchool PowerUps: Classroom (Tuesday Session)
in PowerUp Events on 01-15-2022
- Join Us for PowerSchool PowerUps: Classroom (Schoology Learning)
in General Discussion Learning Forum on 01-24-2022
- Register Now for PowerSchool PowerUps: Classroom (Performance Matters)
in Performance Matters Forum on 01-24-2022

Search 'PowerSchool PowerUps:
[Performance Matters]'



PowerSchool

Become a PowerSchool Champion!

PowerSchool Champions connect, share and learn with others in solution-specific communities. We share our expertise as teachers, administrators, technology directors, or talent leaders. We engage in interesting activities to accumulate points, collect badges, and earn fantastic rewards. Joining the Champions community provides:

- **Community** • Join an exclusive group of school and district leaders
- **Engagement** • Share your expertise and give product feedback
- **Opportunity** • Earn rewards like swag, cool opportunities, event attendance, and more
- **Growth** • Advance professionally, build your PLN and increase your Ambassador Program eligibility

Visit powerschool.com/champions and SIGN UP or email champions@powerschool.com if you have questions!



 PowerSchool

CHAMPIONS

Thank you for your Partnership!

