

Enrollment: Year-Round Updates

Stuart Aron

Education Impact Consultant II

Caitie Moss

Education Impact Consultant I

Patrick Woodford

Education Impact Consultant I

Mohammed Arshad

Technical Support Engineer II



Agenda

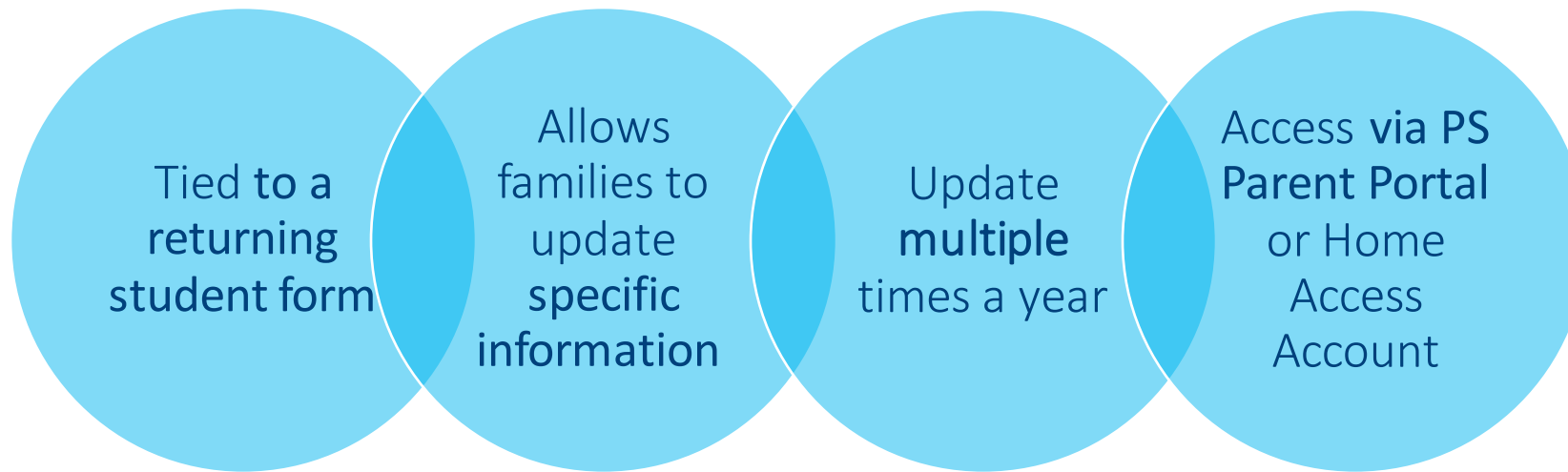
- 1 Overview
- 2 Demonstrations
- 3 Q&A
- 4 Resources





What is Year-Round Update?

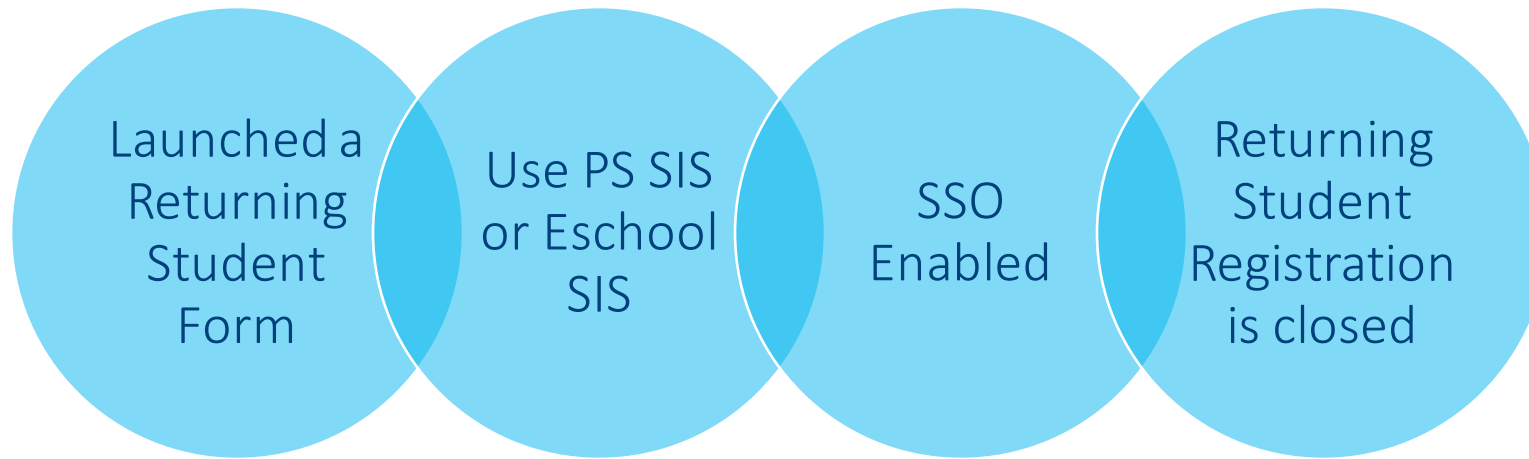
What is Year-Round Update





What are the requirements?

What are the Requirements?





**When should Year-Round
Update be used?**

When should Year-Round Update be used?

After School
has started

Main
Registration
window is over

Form is closed

Registration
data has been
delivered



**What information can be
updated on the Year-Round
Update?**

What Information can be updated?

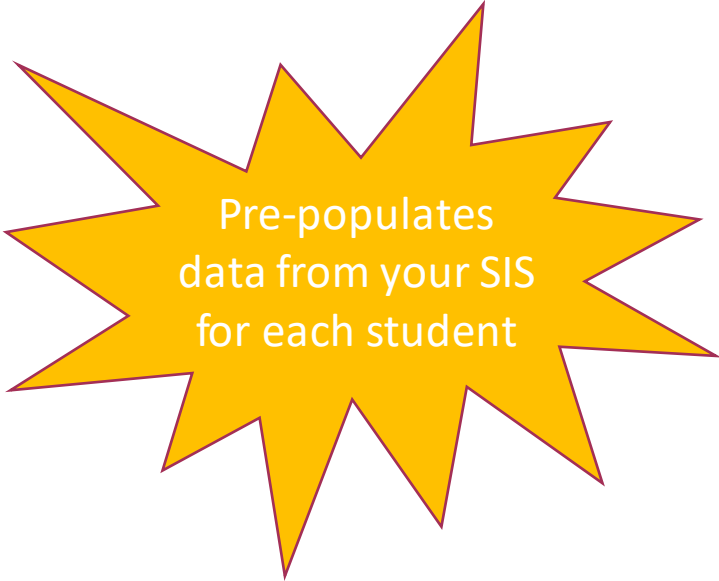
Student Demographic Information

Phone Number

Address

Parent Information

Emergency Contact Information



Pre-populates
data from your SIS
for each student



**Where do families access the
Year-Round Update from?**

Where do families access the Year-Round Update form?

Parent Portal

Home Access Center



School
Information



Account
Preferences



Year-Round
Update



Year-Round
Update
(Spanish)

Plugin installed will enable
this icon



Year-Round Update Workspace

YRU Workspace

Separate Workspace

Can edit views

No Tags/filters

Data Container Workspace Roster Workspace Submission Workspace Year-Round Update Workspace

Select a... View: All Updates

Tasks | 2 Found | Page 1 of 1

<input type="checkbox"/>	First Name	Last Name	Student ID	School	Grade	Submitted	Delivery History
<input type="checkbox"/>	James	Parise	1750	Apple Grove High School	9	02/28/2018	
<input type="checkbox"/>	Simone	Wai	2534	Apple Grove High School	10	02/28/2018	

SQL

Page Size: 20 | 50 | 100 | 500



What happens when families
submit changes through
Year-Round Update

What happens to changes submitted on the YRU form?

Manual Delivery

- Requires you to go in and deliver each student

Automatic Delivery

- All records regardless of changes will automatically deliver to your SIS without Admin process

Auto/Manual Combination

- You can choose which fields if changed require a manual delivery vs those that can be automatically delivered



Demonstration

Questions

Resources

[Year-Round Update FAQ](#)

[Year-Round Update Overview](#)

[Year-Round Update Workspace](#)



Next Steps

If Year-Round Update sounds like something you'd like to utilize please reach out to Support, and they can work with you to get that set up.

<https://help.powerschool.com/t5/Contact-Support/ct-p/Contact-Support>



Upcoming Events



Upcoming Events

Enrollment Office Hours

Wednesdays @ 11am ET / 8am PT

<https://help.powerschool.com/t5/PowerSchool-Enrollment/Join-us-for-Enrollment-Office-Hours/ta-p/132352>

Year-Round Update Education Month

- YRU Specific Office Hours
 - Sept 23rd & 28th @ 11am ET / 8am PT

<https://help.powerschool.com/t5/Enrollment-Administrator/Join-us-for-the-Year-round-Update-Webinar/ta-p/209135>





Next Webinar

- **Sep 19th - Add-Ons:** Want to learn more about some of the additional tools that Enrollment has? Come join me in learning about some of the add-ons which include payments, appointment management, school recs, school locator, etc.
- **Oct 3rd - School Choice:** During this session, we will cover what is School Choice and the general process when using it. We will also cover some best practices, tips & tricks etc.
- **Oct 17th - Project Overview:** Join us to learn about the flow of a project from the kickoff call to connecting with support after the launch. We will also cover best practices when it comes to launching forms.



