

**Welcome to the Unified Classroom
Special Programs
PowerSchool PowerUps!**



PowerUPS

May 9, 2023

Special Programs PowerUps Team



Robyn Skidmore
**Senior Educational Impact
Consultant (EIC)**



- Retired educator- 26 years in public education
- SPED/ Inclusion teacher
- Master of Special Education
- Endorsed Reading Specialist

Support Team on call to assist with technical questions.

Please submit your questions into the Q&A during presentation.

There will be time for additional Q & A at end of the meeting if time allows.

Please use the survey at the end of the call for more technical questions to be addressed at the upcoming Office Hours.

Today's Agenda

- **Welcome and Overview**
- **Platform 22.11.4.0 Highlights**
- **Need to Know Information**
 - **EDGE**
 - **Ideas Portal**
 - **PowerSchool Community Recordings/Materias**
- **Platform Release 22.11.4.0**
- **Special Programs Integrations and Data Flow**
 - **Overview; System Administration vs. ADMIN role**
 - **Model Imports**
 - **Model Exports**
 - **Monitoring Integrations**
 - **Platform Demo**
- **Schoology Integration/ Demo**
- **Next Meeting Information**



Need to Know Information

Success with Unified Classroom



Join us on education's cutting edge at the year's most transformative K-12 community conference. Learn, share, and collaborate to reach your fullest potential through hands-on sessions, expert talks, and inspiring insights from peers and K-12 leaders.



Dates: July 9-12



Location: Walt Disney World Dolphin Resort – Orlando, FL



<https://edge.powerschool.com/>

Submit a Product Suggestion on the Ideas Portal

Home > Contact Support > PowerSchool Ideas Portal

Welcome to the PowerSchool Ideas Portal

Use this portal to submit enhancement ideas and feature requests for all PowerSchool solutions and products. In addition to submitting new ideas, you can also review, comment on, and vote on others' enhancements. Visit the [Contact Support](#) page if you need product support.

Please note: we recommend searching existing ideas before submitting a new one to reduce duplication. Please review our article on [Submitting an Enhancement Request](#).

All submitted ideas are typically reviewed in 30 business days.

Add a new idea

Recent Trending Popular

Search Ideas

My ideas 0
My votes 0
My subscriptions 0

FILTER BY STATUS

Review In Progress 416
Reviewed - Unscheduled 20219
Scheduled - Future Release 691
In Development 92
Shipped 1287
Already Exists 686
Support Issue 127
Will Not Implement 849

FILTER BY PRODUCT/CATEGORY

> Applicant T...

3,677
VOTE

Make teachers accountable for entering grades in a timely manner
Too many times I have logged on to see all zeros for my child's grades
Created 13 Jan 06:36pm
eSchoolPlus SIS
Reviewed - Unscheduled 13

2,371
VOTE

Merge Duplicate Student Records
It would definitely be helpful if PowerSchool could come up with a merge records for duplicate students!! No matter how many times I tell the office to be careful when enrolling and check the possible match screen, they still create new records. From...
Created 12 Jun 12:51am
PowerSchool SIS / Scheduling and Enrollment
Reviewed - Unscheduled

1,859
VOTE

Email Alert for due Homework and Exam
Would like to get an alert through email before the Homework/exam are due.
Created 13 Jan 06:33pm
eSchoolPlus SIS
Reviewed - Unscheduled 5

Filter by Status or PowerSchool Product

Search ideas before submitting a new one

Tags show if Product has Reviewed and/or Already Created the feature

Upvote ideas to let us know you'd like to see that feature too

Recordings on Community

Question: Where can I locate recordings and slide deck (pdf) in Community?

Answer:

1. Go to help.powerschool.com
2. Select **Events Hub**.
3. Scroll down to **PowerUps Events**.
4. Select **Event Status** (In Progress, Upcoming or Past).
5. From **Filter Results** drop down, select **Special Programs**.
6. Select Event.
7. This is accessible by all users with a Community account.

Platform Release Highlights

Version SPPL 22.11.4.0

Released April 21, 2023

New Features and Enhancements

Assume Admin Role Change

- Staff users who log into Special Programs with a password and have the “Assume Admin Role” privilege are no longer asked for the Admin Passcode and, instead, use their password to elevate their session to the admin role.

Digital Signature

- This feature prevents Digital Signature fields from being edited that are in a named block in Digital Signature.

Resolved Issues

Easy Edit

- Resolved an issue where Easy Edit snippets would sometimes add space in Advance mode.
- Resolved an issue when, in some cases, while using Easy Edit, the section that contains formulas referencing Globals cannot be used.

Options for Document Statuses

- Resolved an issue when users do not see valid options for document statuses like Sign Now and Error

PowerSchool SIS Integration

- Staff logging into PowerSchool Special Programs will have their security profile and privileges refreshed from PowerSchool SIS if SIS integration has integrated Security turned on..

Student Contacts Imports Errors

- Code importing the student contact information from eSchoolPlus was optimized so that it does not give timeout errors.

Resolved Issues

Sign Now

- Resolved an issue where users choosing the Sign Now or the Sign Document option could not view the other sections.

Digital Signature

- Resolved an issue when in some instances, documents signed with Digital Signature would display error status.
- Resolved an issue where the signature date appears in the Parent/Guardian Signature field after the Digital Signature request is deleted.
- Resolved an issue when a document is submitted for a digital signature to two signers, and the document is digitally signed, but the Digital Signature feature is disabled before the PDF is generated, and the generated PDF does not show the signatures.

Student Import

- Imports logs of Student Import (model) shows the list of students with error.

Special Programs Integrations

Integration with Your Student Information System



Your Student Information System

Examples of information that is shared include:

- Student demographics
- Enrollment details
- District info
- Locations (schools)
- Class rosters
- Program activity and alerts

Unified Classroom Special Programs

In a **FINALIZED** document

- Targeted data fields within document are copied to the appropriate fields in student profile
- State-reportable fields will appear on a report designed to write-back to the SIS anytime a change is made to the data.

Program Alerts:

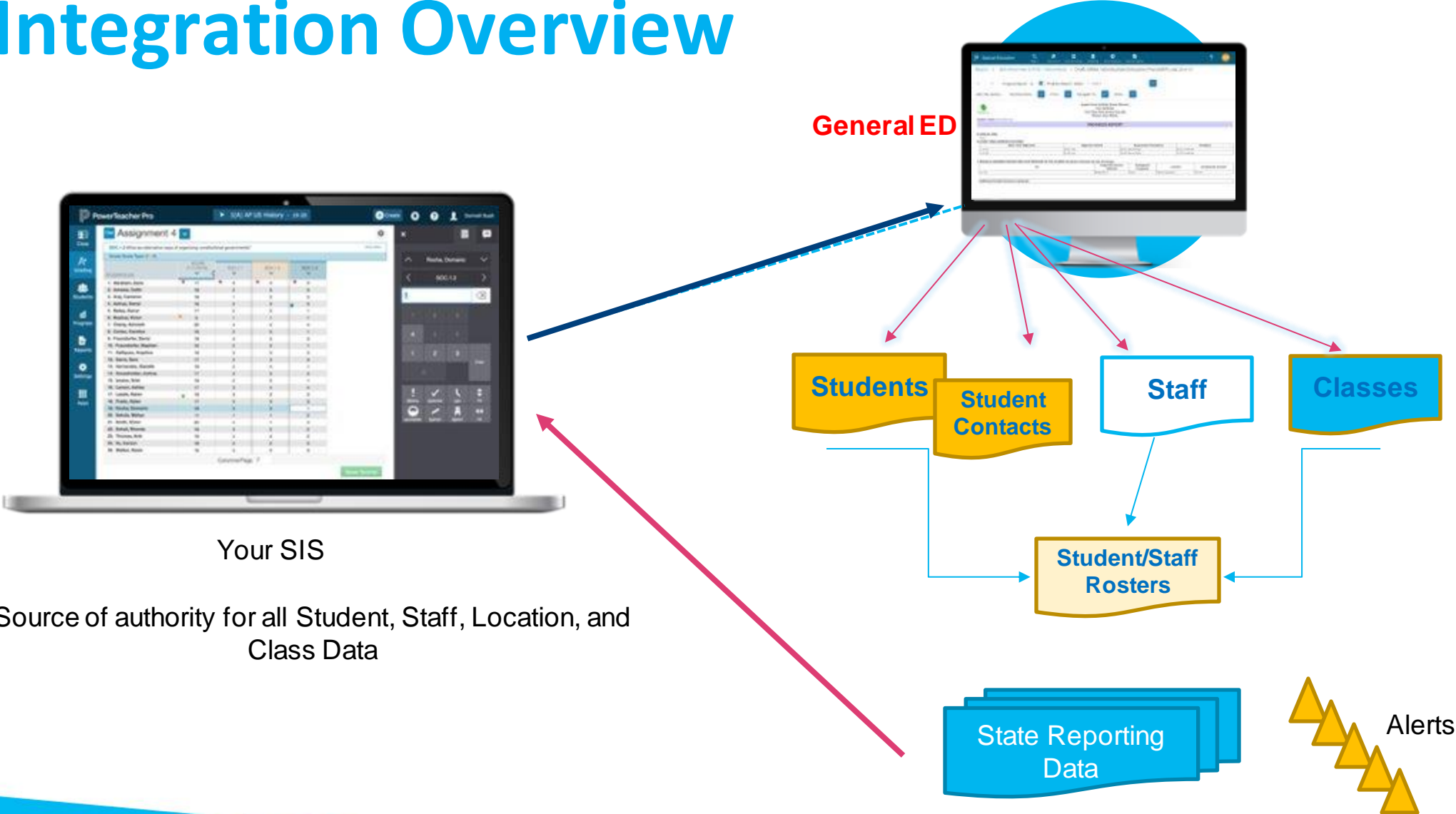
- Flow from PSSP to SIS
- Displayed as icons next to student name



System Administration VS ADMIN Role

	System Administration	ADMIN Role
How is this role assigned?	<ul style="list-style-type: none">• Role is assigned based on role in SIS• Used to perform day-to-day tasks	<ul style="list-style-type: none">• Requires an additional password for additional log-in• Refrain when using except when necessary
What can users with this role do?	<ul style="list-style-type: none">• Can access all documents and profiles within the system• Can create staff profiles outside of SIS• Can add general education students to Special Programs• Can assign caseloads to staff members• Does not have access to high-level administrative functions• Cannot make changes to security groups and features	<ul style="list-style-type: none">• Can access, monitor, and alter data flow between documents, profiles, and SIS• Can control and alter data integration and migration• Can control all security features for each user and document.

Integration Overview



Your SIS

Source of authority for all Student, Staff, Location, and Class Data

Import Layouts

Continuous Import Layouts

- Used for initial population of PowerSchool Special Programs database.
- Provides regular rolling updates.

Change Notification Import Layouts

- Used for change notification events where PowerSchool SIS notifies Special Programs that a record has been created.
- Special Programs then “picks up” that change.
- Supports manually updating records on demand









Continuous Imports Layouts

- Occur during off-peak hours.

Change Notification Imports







- Run all day long

Import Layouts

Import Layouts  				
	Name	Last Date Data Was Changed	Profile Type	Data Source Type
	PowerSchool - Staff Import (model)		Staff	PowerSchool SIS Rest API
	PowerSchool - Student Change Notification (model)		Students	PowerSchool SIS Rest API
	PowerSchool - Student EnrollmentExitedRecord Import (model)		Students	PowerSchool SIS Rest API
	PowerSchool - Student Import (model)		Students	PowerSchool SIS Rest API

Administration > Configuration > Integration > Import Layouts > (Select Layout) > Magnifier Icon

Import Layouts

Import Layouts						
	Name	Last Date Data Was Changed	Profile Type	Data Source Type		
	PowerSchool - Staff Import (model)		Staff	PowerSchool SIS Rest API		
	PowerSchool - Student Change Notification (model)		Students	PowerSchool SIS Rest API		
	PowerSchool - Student EnrollmentExitedRecord Import (model)		Students	PowerSchool SIS Rest API		
	PowerSchool - Student Import (model)		Students	PowerSchool SIS Rest API		



Profile Type Column

- Indicates where the imported data will go

Data Source Type Column

- Indicates where data was imported FROM
- This data import is managed through SIS API

Import Layouts

Integration > PowerSchool - Student Import (model) [Import Layout](#) [Field List](#)

[More...](#) ▾


PowerSchool - Student Import (model)

Profile Type Students

Data Source Type PowerSchool SIS Rest API

Data Source Name https://district.powerschool.com;[secret]


Properties Under Configuration Management

Query  /ws/v1/school/1/student?expansions=demographics,addresses,phones,school_enrollment,ethnicity_race,c(A,P,T)&dctcount=all

Other Matching Link IntegrationIDT

Transfer Options Update Existing Profiles, Perform Server Side Profile Matching, Other Match Link Requ

Continuous Import Properties Continuous Import Enabled

Notes  None

Model Exports

- PS Alerts
- State Reporting Exports









Server controlled daily exports to PS SIS scheduled “off peak” hours

Configuration Settings Curricula **Integration** Config Tasks Profile Types Keyword Tables Document Templates Workflow Case

Import Layouts Export Single Sign-On Calendar Integration DocuSign Account

Continuous Export is Enabled

	Report Name	Enabled	Export Destination	Export Properties	Clear Last Successful Export Time Stamp	Last Successful Export Time Stamp	Last Export Attempted Time Stamp	
 	PowerSchool Alert Export	<input checked="" type="checkbox"/>	U_TN_STUDENTS_ALERTS	Insert Record If Not Exists, Frequent Delta Export Computed Hash	Clear Timestamp	03/25/2021 Thu, 12:14PM	03/25/2021 Thu, 12:14PM	 View Export Logs
 	PS English Learner Export	<input checked="" type="checkbox"/>	S_AL_STU_FEDERAL_X	Insert Record If Not Exists, Propagate Deletions For Profile Type, Frequent		Never	02/17/2021 Wed, 11:32PM	 View Export Logs

Administration > Configuration > Integration > Export

Monitoring Integration

Data Fields







- Profiles and Documents are comprised of **Data Fields**.
- There are two types:
 - **Profile Data Fields**
 - **Document Data Fields**
- **Best Practice:**
 - Identify data fields that impact most of the End Users in your system.
 - Document what section(s) these data fields can be accessed within the document template.
 - Know your district processes of interacting with Special Programs documents.

Data Dictionaries

- Use data dictionaries to view the data fields associated within a profile type or document.
- For Profile type, select the magnifier icon to view the specific data fields associated with that profile.

The screenshot shows the 'Special Programs' administration interface. The top navigation bar includes 'Search', 'Curriculum', 'Assessment', 'Communication', 'Reporting', and 'Administration'. The main menu includes 'Configuration', 'Settings', 'Curricula', 'Integration', 'Config Tasks', 'Profile Types', 'Keyword Tables', and 'Documents'. The 'Profile Types' sub-menu is active, showing options for 'Profile Types', 'Field Attributes', 'Update Scripts', 'Placement Definitions', and 'Custom UDFs'. The 'View' dropdown is set to 'Details', and there are 'Verify All' and 'More...' buttons. The main content area displays a table of 'Profile Types' with columns for 'Name', 'Caption', and 'Description'. The 'Classes' profile type is highlighted with a red box around its magnifier icon.

	Name	Caption	Description
	Classes	Classes	Maintains information about Classes.
	Classes->ClassGeneralEdRoster	Class General Ed Roster	Class General Ed Student Roster
	Classes->ClassStaffRoster	Class Staff Roster	Class staff roster.
	Classes->ClassStudentRoster	Class Student Roster	Class student roster.

Administration > Configuration > Profile Types

Accessing Data Dictionary

- Select a section to view the data fields associated with that section.
- Or select ALL Fields to view all fields for the profile type.


The screenshot shows the 'Special Programs' administration interface. The top navigation bar includes 'Search', 'Curriculum', 'Assessment', 'Communication', 'Reporting', and 'Administration'. The main content area is titled 'Profile Types > Students' and shows a 'Setup:' menu with 'Properties', 'Verify All', and 'More...' options. A dropdown menu is open, listing various sections: 'Demographics/Enrollment/Contact Info', 'Eligibility', 'Placement', 'Entry/Withdrawal/Change', 'Transition Services', 'PIMS', 'Penn Data', and 'All Fields'. The 'All Fields' option is highlighted with a red box. Below the dropdown, a table titled 'Student Information' is visible, with columns for 'ID' and 'PA Secure ID'.

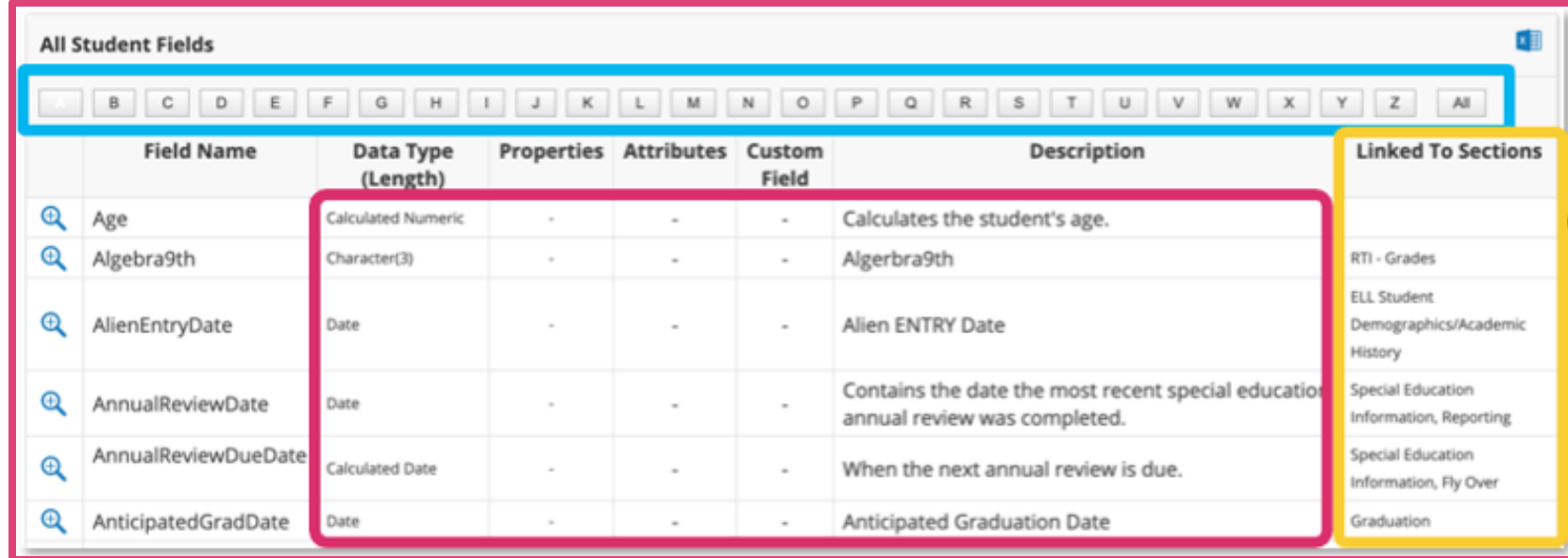
Administration > Configuration > Profile Types > (Select a Profile) > Sections Menu







Reviewing the Data Dictionary

 View fields with that specific letter.

 View details for each field.

 View all sections linked to that field.



	Field Name	Data Type (Length)	Properties	Attributes	Custom Field	Description	Linked To Sections
	Age	Calculated Numeric	-	-	-	Calculates the student's age.	
	Algebra9th	Character(3)	-	-	-	Algebra9th	RTI - Grades
	AlienEntryDate	Date	-	-	-	Alien ENTRY Date	ELL Student Demographics/Academic History
	AnnualReviewDate	Date	-	-	-	Contains the date the most recent special education annual review was completed.	Special Education Information, Reporting
	AnnualReviewDueDate	Calculated Date	-	-	-	When the next annual review is due.	Special Education Information, Fly Over
	AnticipatedGradDate	Date	-	-	-	Anticipated Graduation Date	Graduation

Administration > Configuration > Profile Types > (Select Profile > Sections Menu > All Fields

Viewing the Data Flow Report for a Profile





The screenshot shows the 'Special Programs' application interface. At the top, there is a navigation bar with icons for Search, Curriculum, Assessment, Communication, Reporting, and Administration. Below this, the breadcrumb path is 'Profile Types > Students'. A 'Setup:' section contains buttons for 'Properties', 'Verify All', and 'More...'. A dropdown menu is open from the 'More...' button, listing various report categories: Demographics/Enrollment/Contact Info, Eligibility, Placement, Entry/Withdrawal/Change, Transition Services, PIMS, Penn Data, All Fields, Data Flow Report (highlighted in pink), All Constraints, and Style Sheet. The background shows a form for 'Student Information' with fields for ID, Student Name, and Address.

Administration > Configuration > Profile Types > (Select a profile) > Data Flow Report

Viewing the Data Flow Report for a Profile

- Available for profile sections.
- Lists data dictionary fields included and integration or data flow information.

Data Flow Report For Student fields linked to 'Demographics/Enrollment/Contact Info'

	Field Name Data Type (Length)	Properties	Description	Integration Notes	Import/Export Layouts	Template (Data Flow)	Profile Update Scripts (Set/Modify)	Form Sections
	ID ID(40)	Quick Search	Contains the student's id number.		-	-	-	Demographics/Enrollment/Contact Info
	LastName Character(50)	Quick Search	Contains the student's name.		-	-	-	Demographics/Enrollment/Contact Info
	FirstName Character(50)	Quick Search	Contains the student's name.		-	-	-	Demographics/Enrollment/Contact Info
	MiddleName Character(50)	-	Contains the student's name.		-	-	-	Demographics/Enrollment/Contact Info

Administration > Configuration > Profile Types > (Select a profile) > Data Flow Report

Data Dictionary and Data Flow for Documents

The screenshot displays the 'Document Templates > School Age IEP [IEPGO]' configuration page. The 'Sections' list includes: IEP Cover Page (Draft), IEP Meeting Participants (Published), Procedural Safeguards (Published), MA Program Billing Consent form (Published), Special Considerations (Published), PLAAFP (Published), Transition Planning (Published), and Child Templates (Document Delivery [Deliv]). A fly-out menu is open for 'All Fields', showing 'Transition Employment [TransEmp]' (Published) and 'Progress Report (Repeating: Goal)' (Published). The 'LEGEND' at the bottom identifies the status icons: Draft (D), Published (P), and PowerSchool Updated (PSU).

Administration > Configuration > Document Template > Fly-Out Menu > All Fields

Data Dictionary and Data Flow for Documents


All Document Fields ✕

A B C D E F G H I J K L M N O P Q R S T U V W X Y Z All Custom


	Document Field Name	Data Type (Length)	Data Flow / Default Text	Other Properties	Custom	Linked To Sections	Description
	AcademicAchievementImage	Image		Audit Value Changes	-	PLAAFP	
	AddInfo	Long Text	Statements Bank	Translatable, Audit Value Changes, Stylized Text, Default Text Under Configuration Management	-	IEP Snapshot	Additional Information
	Address	Character(255)	←Address	Read Only, Translatable, Audit Value Changes	-	IEP Cover Page, IEP Snapshot	Contains the student's address.
	AgeVarianceWaiver	Logical Value (prevent empty values)		Audit Value Changes	-	Procedural Safeguard...	
	AltEllsAppropriateText	Long Text	Statements Bank	Required, Translatable, Audit Value Changes, Stylized Text, Default Text Under Configuration Management	-	Assessments	

Data Dictionary and Data Flow for Documents

From profile to document (← {Field Name})

	Document Field Name	Data Type (Length)	Data Flow / Default Text	Other Properties	Custom	Linked To Sections	Description
	CaseManager	Staff Profile Reference	←CaseManager	Read Only, Audit Value Changes	-	IEP Snapshot	Contains the student's case manager. Entry comes from the 'Personnel' list.

From document to profile ({Field Name} ←)

	Document Field Name	Data Type (Length)	Data Flow / Default Text	Other Properties	Custom	Linked To Sections	Description
	Address	Character(255)	Parent1Address←	Read Only	-	IEP Cover Page	Contains the first parent's address.

Continuous Integration Monitoring



Assign SIS System Admin or Special Programs Security Admin to receive notification of Row Issues/Failures

Integration > Continuous Integration Settings

Send Message ▾
Messages
Announcements
Calendar

Edit SIS Instance

Data Source Type PowerSchool SIS Rest API

Instance ID MON

Instance Name

External System Version

Import Enabled?

Export Enabled?

Testing Perform OneTime Immediate Import Enabled



Notification Email Address

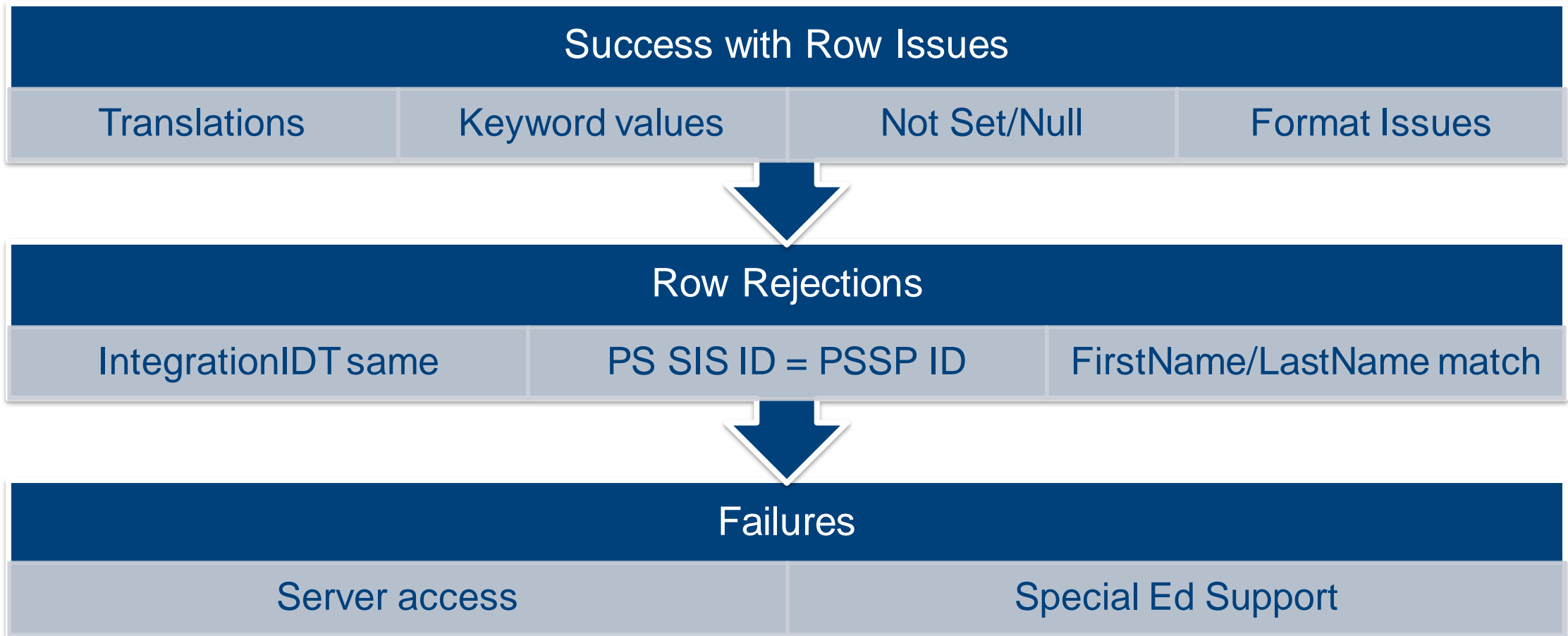
Separate multiple addresses with a comma

Notification Events

- Failed Imports
- Imports with Row Issues
- Successful Imports

Administration > Configuration > Integration > More > Continuous Integration Settings

Troubleshooting Integration Issues



Duplicate Profiles



- Please check the Student in Special Programs.
- If you see Duplicate Profiles submit a Support ticket.
- It may be an issue that needs to be looked at further.

The screenshot shows the 'Special Programs' interface. At the top, there are navigation tabs for 'Search', 'Curriculum', 'Assessment', and 'Communication'. Below the navigation, there is a 'My Home Page' section and a 'Quick Access' section. A search bar labeled 'Search Student:' is present, with a dropdown menu open showing options: 'Students', 'Classes', 'Districts', 'Locations', 'Staff', and 'General Ed Students'. Below the search bar, there is a section titled 'Students Recently Worked With' with a list of student profiles, each with a person icon and a document icon, followed by the student's name and ID number.

Students Recently Worked With	
	Bravo, Kristen [99999]
	Adams, Julie [1432]
	Aust, Joseph [32]
	Brock, Emma [7835]
	Bennett, Heidi [7823]
	Adams, Bethany [16510]

Reviewing Import Logs for Errors

- **In your platform: Click the Last Date Data Was Changed hyperlink to view Import Logs.**
- **Click the Import Logs**

PowerSchool - Student Import (model)	03/24/2021	Success With Row Issues
--------------------------------------	------------	-------------------------

Notes: None
Last Import: **Success With Row Issues : Continuous**

Filter out logs with no

Import Logs

< Import Logs ↑ Next ↓ Previous

Completed Date/Time 11/30/2020 Mon, 07:00 AM
Server Duration 2 minute(s)
Status Code Success With Row Issues
Status Message Continuous integration completed, last location: 'Transition School (888888)'

Row	Problem	ID	Last Name	First Name	Integration IDT
792	Problem with BirthDate: '/' Must be MM/DD/YYYY, MM/DD/YY, MM-DD-YYYY, etc.	1085422			NL:22148
5636	Problem with BirthDate: '/' Must be MM/DD/YYYY, MM/DD/YY, MM-DD-YYYY, etc.	1117381			NL:1623718

Row Issues



Fix Data in PS SIS

Import Logs ×

< Import Logs ↑ Next ↓ Previous

Completed Date/Time 11/30/2020 Mon, 07:00 AM

Server Duration 2 minute(s)

Status Code Success With Row Issues

Status Message Continuous integration completed, last location: 'Transition School (888888)'

Row	Problem	ID	Last Name	First Name	Integration IDT
792	Problem with BirthDate: '/' Must be MM/DD/YYYY, MM/DD/YY, MM-DD-YYYY, etc.	1085			
5636	Problem with BirthDate: '/' Must be MM/DD/YYYY, MM/DD/YY, MM-DD-YYYY, etc.	1117			

Row	Problem	ID	Last Name	First Name
9	Problem with EmailAddress: Must be a valid email address.	39370		

Row	Problem	ID	Last Name	First Name	Integration IDT
252	'Not Set' not a keyword. Problem with Province: 'Not Set' not a keyword.	1058427			NL:38088

Row Rejections



Row	Problem	ID	Last Name	First Name	Integration IDT
48	Row rejected because the other match value would not be unique within the system.	739424711			QNM:6403

- Don't change ID numbers.
- Don't change names unless manually changed in BOTH SIS and Special Programs.
- If no imported profile data or documents, delete Special Programs Profile.
- If documents, merge Special Programs Profile

Possible Solution(s)

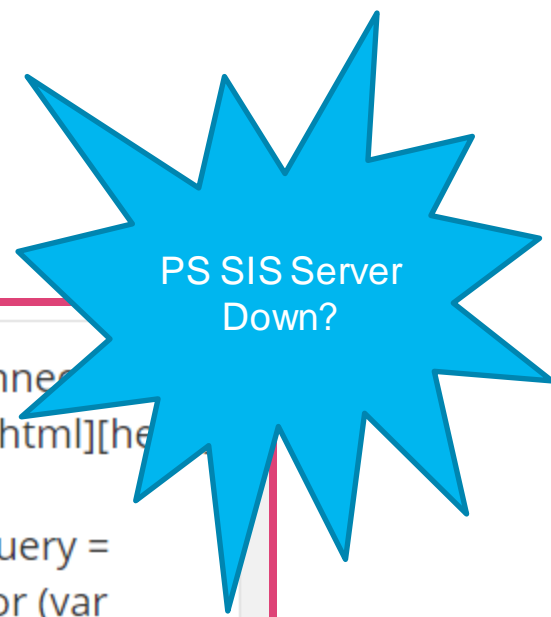
- Please contact support for help with fixing this problem. Give the following information to support when contacting them.

Item	SIS	Special Programs
ID	739424711	10216
IntegrationIDT	QNM:6403	QNM:6403
Name	Jesse	Jesse

[Click here to go to the profile.](#)



Failures



+	11/15/2020 8:44:25 AM	<p>! Failed : Error encountered while importing data: Failed to connect to server. Error Invalid JSON primitive: . Response from server: OK [html][head][title]PowerSchool page unavailable[/title][script type="text/javascript"]function getQueryVariable(variable) {var query = window.location.search.substring(1);var vars = query.split("&"); for (var i=0;i[vars.length;i++) {var pair = vars[i].split("=");if (pair[0] == variable) {return pair[1];}}var server = getQueryVariable("server")[/script][/head]</p>
---	--------------------------	---



Do you have Continued/Consistent Failures?

- **Enter a Support Ticket**

support@powerschool.com

Integrations Demo in Training Site

Integration with Schoology Learning

Connecting Special Programs with Schoology Learning

Algebra II: Section 1

Members

Add Members All Members Admins **Special Programs**

Jeremy Ainsworth

Harris Bueller 504 group

Sandy Finley

1-3 of 3

Organize members into Grading Groups

504 group

Access Code SPTX-XZZH-Q057X [Reset]

Require approval

Parent Access Codes

System Requirements:

- PS SIS v 21.4.0.0 or later
- Shared Identity Provider across both Applications (i.e., PS SIS, Microsoft SSO, Google SSO)

PS SP Information Displayed in SGY:

- Alerts
- Quick Filters
- Document Viewer

Jeremy Ainsworth

Special Programs (powered by PowerSchool Special Programs)

Create New Document: (Select...) Go

Documents for 2020/21	Status	Creation Date	Modification Date	Finalization Date
Special Education				
Active Individualized Education Program	Final	01/21/2021 Thu, 12:35 PM	01/21/2021 Thu, 12:45 PM	01/21/2021 Thu, 12:45 PM
Parent Consent for Evaluation	Final	01/21/2021 Thu, 12:33 PM	01/21/2021 Thu, 12:34 PM	01/21/2021 Thu, 12:34 PM
Active Evaluation Team Report	Final	01/21/2021 Thu, 12:30 PM	01/21/2021 Thu, 12:35 PM	01/21/2021 Thu, 12:35 PM
Invitation to a Meeting	Final	01/21/2021 Thu, 12:28 PM	01/21/2021 Thu, 12:30 PM	01/21/2021 Thu, 12:30 PM

Teachers Can:

- View students' SP alerts in SGY to facilitate accommodations.
- View necessary SP documentation in SGY.
- Access course material accommodations, making it easier to assign to students.

Special Programs 2023 PowerUp Events and Office Hours

May 17 : *Office Hours*

Topic: *Integrations*

June 13: *Special Programs PowerUp*

June 21: *Office Hours*

Topic: *End of Year Rollover; Best Practices for Summer*

July: *NO POWERUPS OR OFFICE HOURS DUE TO PSU*



Please Share Your Feedback!

- You will be asked to take a **short survey** when leaving the Zoom Meeting
- Help us help you – We value **your feedback** and use it to create future sessions



Need more training? Get involved with Customer Education!



PowerSchool University | www.powerschooluniversity.com

Attend onsite and online training events for hands-on professional development covering multiple PowerSchool solutions led by certified PowerSchool Trainers



Exclusive Training Events | training@powerschool.com

Exclusive events can be scheduled at your location and offered only to staff in your District.



Professional Development Plus | pdplus@powerschool.com

On-demand training library featuring engaging formats, personalized learning, and progress monitoring.



Certifications | training@powerschool.com

We offer a variety of train-the-trainer, end user, and role-based certifications so you can become a certified PowerSchool expert.



Proven Practices | provenpractices@powerschool.com

PowerSchool experts guide your staff development to prepare your teachers and administrators to achieve success and drive improvement.



Become a PowerSchool Champion!

PowerSchool Champions connect, share and learn with others in solution-specific communities. We share our expertise as teachers, administrators, technology directors, or talent leaders. We engage in interesting activities to accumulate points, collect badges, and earn fantastic rewards. Joining the Champions community provides:

- **Community** • Join an exclusive group of school and district leaders
- **Engagement** • Share your expertise and give product feedback
- **Opportunity** • Earn rewards like swag, cool opportunities, event attendance, and more
- **Growth** • Advance professionally, build your PLN and increase your Ambassador Program eligibility

Visit powerschool.com/champions and SIGN UP or email champions@powerschool.com if you have questions!



 PowerSchool

CHAMPIONS

Resources

PowerSchool Community	In-Platform User Help
PowerSchool Community	Communications and Calendar
Special Programs PowerUps 2023 Series Registration	Review and Acknowledge
PowerUp Events (All Products)	
Technical Contacts	
Contact Support	
Case Portal Priority Definitions	
Subscriptions and Notifications	

Resources

Special Programs Release Notes	Office Hours	Special Programs PowerUps
Platform Release 22.11.0.0 Release date: December 16, 2022	Office Hours 2020 Series	Special Programs PowerUps 2022 Series
Platform Release 22.11.1.0 Release date: January 27, 2023	Office Hours 2021 Series	
Platform Release: 22.11.2.0 Release date: February 17, 2023	Office Hours 2022 Series	
Platform Release : 22.11.3.0 Release Date: March 17, 2023		
Platform Release: 22.11.4.0 April 21, 2023		

Resources: Reporting

Reporting		
Office Hours PowerSchool Special Programs - July 16, 2020	Reporting main screen navigation basics	Creating Reports When Using the "Review & Acknowledge" Feature
Office Hours Recording: Reports - June 24, 2021	Report creation basics in Special Programs	
Office Hours Recording: Reports - Part 2 - July 29, 2021	Profile Reports in Special Programs	
PowerSchool Special Programs PowerUp: Reporting January	Creating Document Reports in Special Programs	
Finding profile field names	Editing Report columns	
Finding Field and Template Names for Report Use	Editing the report properties and selection formula	
How to sort a report	Working With Date Fields in the Report Selection Criteria Formula	

Resources: Digital Signature

Community Links	Previous Office Hours Recording	In Platform User Guide
How-To: Configure Digital Signature	Office Hours: Digital Signature- June 30, 2022	Digital Signature Special Programs User
How-To: List Statuses for Digital Signature Configured Documents		Manage Signature Requests Special Programs User
How-To: Opt-Out of Digital Signature		Digital Signature Special Programs System Administrator
How-To: Configure Notification Email for Digital Signature		
How-To: Check Digital Signature Status of Students		
How-To: List Statuses for Digital Signature Configured Document Templates		

Resources: Language Translations

Community Links	Previous Office Hours Recording	Previous Power Ups Recording	In-Platform User Guide
<u>How-To: Translating a Document Template</u>	<u>Office Hours Recording: Translations - August 25, 2022</u>	<u>Special Programs PowerUps: Translations August 9, 2022</u>	<u>Document Language Translation</u>
<u>How-To: Maintaining Document Translations</u>			
<u>How-To: Document Translations- Keyword Table Setup</u>			
<u>How-To: Document Translations - Staff Security Setup</u>			

Resources: Integrations

Community Links: Special Programs/SIS	Community Links: Special Programs/SIS	Community Links: Special Programs/SIS	Previous Office Hours Recording	Previous Power Ups Recording	In-Platform User Guide
How-To: Special Programs/PS SIS Integrations 101	How-To: Special Programs/PS SIS Integrations 107	How-To: Special Programs / PS SIS Integration 113	PowerSchool Special Programs - Aug 27, 2020	Integrations- March 2022	PowerSchool SIS Integration
How-To: Special Programs/PS SIS Integrations 102	How-To: Special Programs/PS SIS Integrations 108		Integrations and Dataflow - Part 1 March 31, 2022		Schoolology Integration
How-To: Special Programs/PS SIS Integrations 103	How-To: Special Programs/PS SIS Integrations 109		Integration and Dataflow - Part 2 - April 28, 2022		
How-To: Special Programs/PS SIS Integrations 104	How-To: Special Programs/PS SIS Integrations 110				
How-To: Special Programs/PS SIS Integrations 105	How-To: Special Programs/PS SIS Integrations 111				
How-To: Special Programs/PS SIS Integrations 106	How-To: Special Programs/PS SIS Integrations 112				



PowerSchool

Thank you for your Partnership!

