



# Success with Schoology Webinars

Tips and Tricks in Mastery and Rubrics

November 18, 2020



# Success with Schoology Webinars

November 4, 2020; 1 pm PT/4 pm ET : Tips & Tricks in Course Assessments



November 18, 2020; 1 pm PT/4 pm ET: Tips & Tricks with Rubrics and Mastery



December 2, 2020; 1 pm PT/4 pm ET: Tips & Tricks for the Schoology Gradebook and End-of-Term



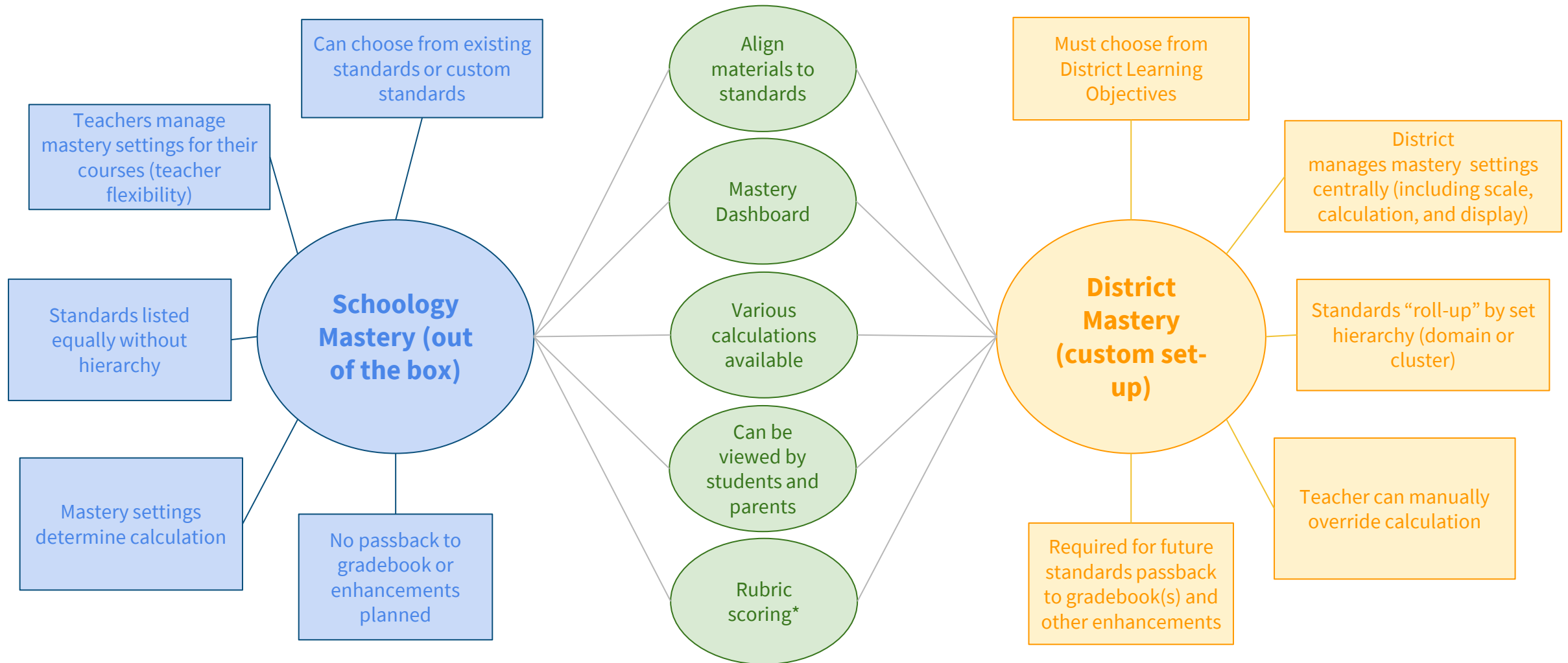
# Webinar Agenda & Expectations


## What you can expect from today's session:








- 1 A look at how Schoology can help measure progress by standard(s)
- 2 Tips and tricks for using Schoology's Mastery dashboard and rubric scoring
- 3 A recording! You'll get an email within 24 hours with a link to the recording.
- 4 Q&A topics: with so many people on the call, we'll try to publicly answer frequently posted questions, but . . .

# Measuring Progress through Standards Attainment



**Learning Objectives:**  **Align**

**Options:**     

**My Resources**

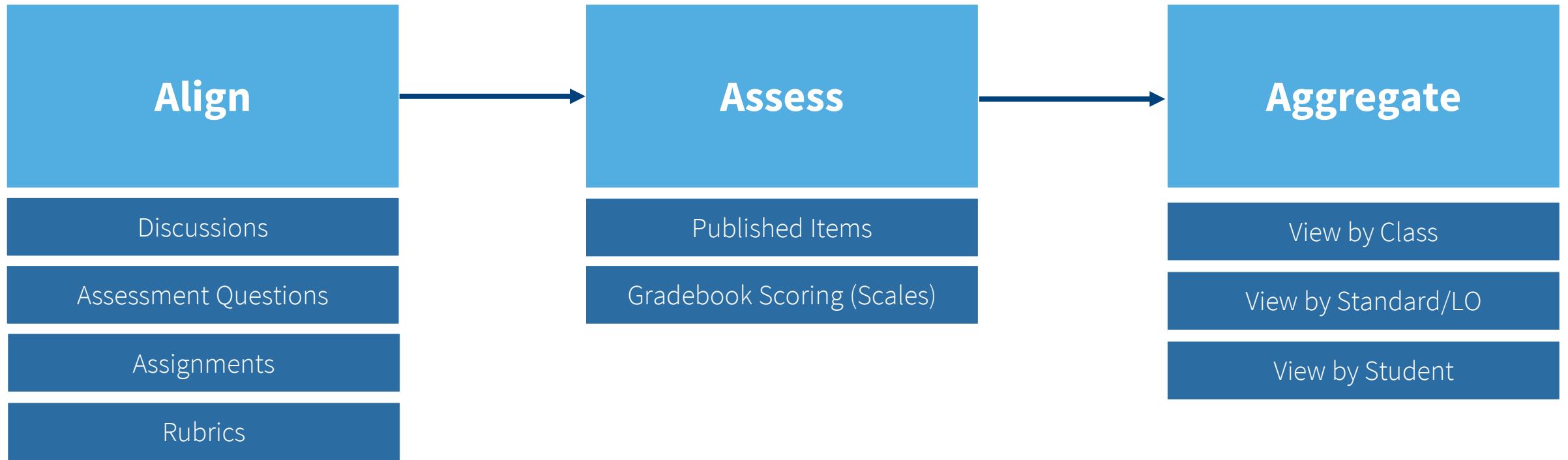
- Home
- Learning Objectives
- Downloads
- Public
- CC Import
- SCORM Content
- ExamView Imports

# Where in Schoology will we be going today?

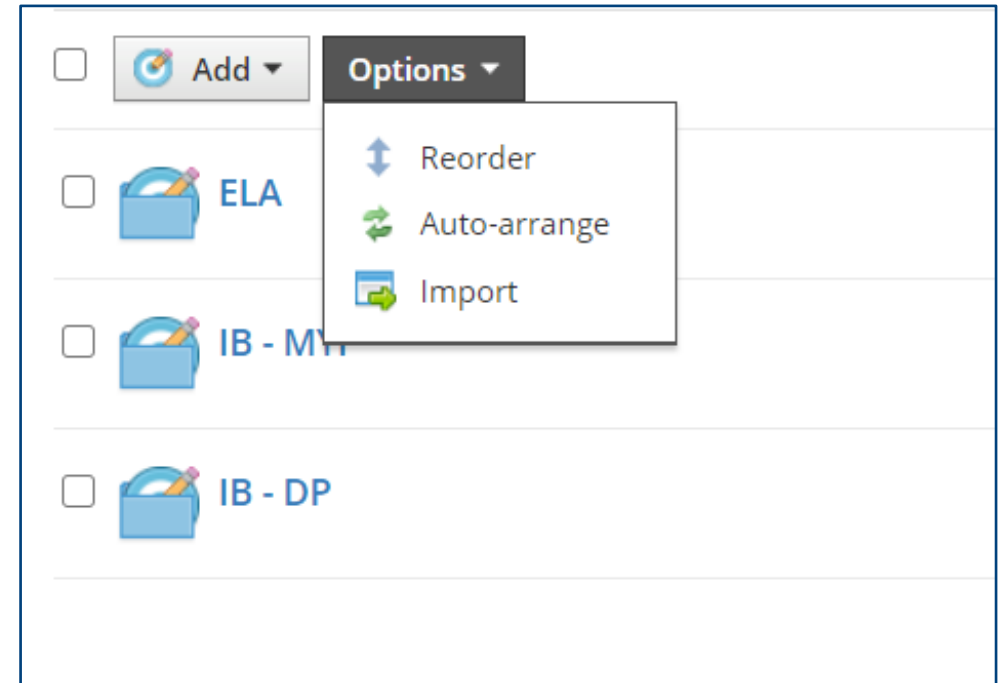
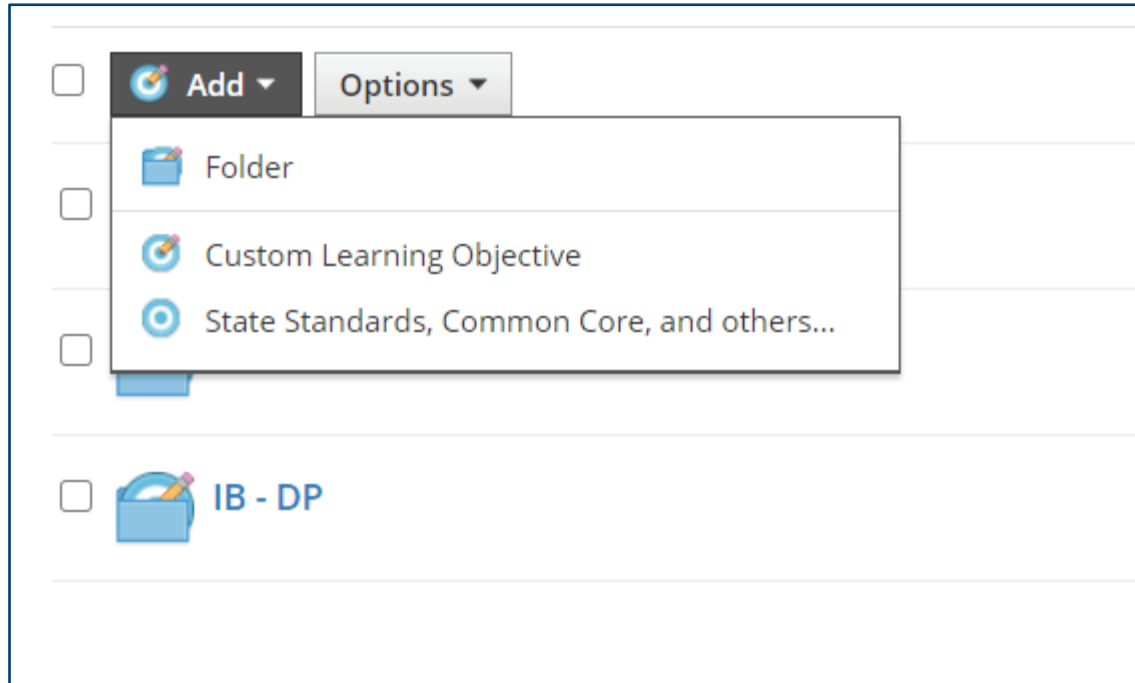
**Course Options**

- Materials
- Updates
- Gradebook
- Grade Setup
- Mastery**

# The 3 A's of the Standards-based Workflow



# Tip 1: Organize Standards (Prioritized)



# Tip 2: Determine Your Grading Scale for Mastery

**Add Grading Scale** [Close]

**Based on:** Percentage · Points

**Scale Name: \***

Levels must be ordered highest to lowest



Pts	Description
<input type="text"/>	<input type="text"/>

[+ Add Level](#)





**Save Changes** **Cancel**




# Tip 3: Leverage Rubrics for Multiple Standards


Copy Settings  




Scales · Rubrics Add ▾


-  Numeric 
-  A +/- 


**Due date:**  

**Category:**

**Rubric:**  Writing Rubric ▾

**Learning Objectives:**  Numeric  
 Classic five point chromatic  
 Create New

**Advanced:**  Writing Rubric ✓

Participation Rubric Apply Grading Scale 

Criteria	Grading Scale				Pts
<b>Participates in Class</b> Student demonstrates active engagement and participates appropriately	4 Often Participates in Class	3 Usually Participates in Class	2 Sometimes Participates in Class	1 Rarely Participates in Class	4 ×
<b>Listens in Class</b> Actively and attentively listens to peers and instructors in a respectful manner	4 Often Listens in Class	3 Usually Listens in Class	2 Sometimes Listens in Class	1 Rarely Listens in Class	4 ×
<b>Quality of Contributions</b> Demonstrates preparedness and contributes comments that demonstrate understanding of	4 Often Makes High-Quality Contributions	3 Usually Makes High-Quality Contributions	2 Sometimes Makes High-Quality Contributions	1 Rarely Makes High-Quality Contributions	4 ×

+ Criteria + Learning Objectives TOTAL POINTS: 12

CANCEL CREATE

# Tip 4: Leverage Rubrics for Other Uses (Criteria)

## Mobile Grading (Observe)

Criteria	Rating				Pts
	4 Excellent	3 Good	2 Satisfact...	1 Needs I...	
Factual...	4 ✓	3	2	1	4
Compr...	4 ✓	3	2	1	4
Persua...	4	3 ✓	2	1	3
Presen...	4	3 ✓	2	1	3
Rebuttal	4	3 ✓	2	1	3
Total Pts: <span style="background-color: #c6e0b4; border: 1px solid #000; padding: 2px;">17</span> /20					

## Weekly Point Collections

Criteria	Grading Scale
<b>Monday</b> Daily point total	5
<b>Tuesday</b> Daily Point total	5
<b>Wednesday</b> Daily Point total	5
<b>Thursday</b> Daily Point total	5
<b>Friday</b> Daily Point total	5

## Checklists

Criteria	Rating		Pts
<b>Topic Sentence</b> The paragraph begins with a topic sentence that tells what the paragraph is about.	1 Yes ✓	0 Not Yet	1
<b>Body</b> Body sentences give more information about the topic sentence.	1 Yes	0 Not Yet ✓	0
<b>Conclusion</b> The last sentence is either a summary sentence or a conclusion sentence.	1 Yes ✓	0 Not Yet	1
<b>Sentence Structure</b> Each sentence has a subject and a verb.	1 Yes ✓	0 Not Yet	1
<b>Capitalization (Sentences)</b> Each sentence begins with a capital letter.	1 Yes	0 Not Yet ✓	0
<b>Punctuation (Sentences)</b> Each sentence ends with punctuation.	1 Yes ✓	0 Not Yet	1

## Notebook or Binder Checks

Criteria	Rating			Pts
<b>Binder/Contents</b> • 3-ring binder • Tabbed subject dividers • Zipper pouch • Pens and pencils • Notebook paper • Agenda/daily planner/calendar • Tutorial Request Forms • Learning logs	4 Advanced -- All supplies, notes and student work are included and well-organized.	3 ✓ Satisfactory -- Most supplies, notes and student work are included and organized.	2 Developing -- Some supplies, notes and student work are included.	3
<b>Binder Organization</b> • Zipper pouch • Agenda/daily planner/calendar • Notebook paper • Academic sections	4 ✓ Advanced -- All supplies, notes and student work are included and well-organized.	3 Satisfactory -- Most supplies, notes and student work are included and organized.	2 Developing -- Some supplies, notes and student work are included.	
<b>Academic Sections</b> • Divider • Cornell notes for each class • Handouts/worksheets/classwork • Tests/quizzes • Returned assignments	4 Advanced -- All supplies, notes and student work are included and well-organized.	3 Satisfactory -- Most supplies, notes and student work are included and organized.	2 ✓ Developing -- Some supplies, notes and student work are included.	
Manage Rubrics				

Missing a few agendas

# Tip 5: Leverage the Mastery Dashboard

**Mastery Settings**

**Set Achievement Levels**

1 4

- Meets Expectations:  Minimum
- Exceeds Expectations:  Minimum
- ★ Mastery - Meet/exceed expectations at least:

Grade Overall Learning Objectives by:

Mastery Scale:

**Save Changes** **Cancel**

**Student Achievement** · Learning Objectives

	CCSS.ELA-Lite...	CCSS.ELA-Lite...	CCSS.ELA-Lite...	CCSS.ELA-Lite...
<b>Student Averages</b>	3.39	3.29	3.47	3.61
<b>Andrews, Breanna</b>	★ 3.78 <sup>4</sup>	★ 3.83 <sup>3</sup>	★ 3.81 <sup>3</sup>	3.84 <sup>1</sup>
	★ 3.25 <sup>4</sup>	★ 3.29 <sup>3</sup>	★ 3.55 <sup>3</sup>	3.56 <sup>1</sup>
	★ 3.52 <sup>4</sup>	★ 3.25 <sup>3</sup>	★ 3.57 <sup>3</sup>	3.48 <sup>1</sup>
	★ 2.46 <sup>4</sup>	1.33 <sup>3</sup>		
	★ 3.44 <sup>4</sup>	★ 3.47 <sup>3</sup>	★	
	★ 3.3 <sup>4</sup>	★ 3.43 <sup>3</sup>	★ 3.55 <sup>3</sup>	3.48 <sup>1</sup>

AP English Lit 1120: Section 1

**Student Achievement** · Learning Objectives

All Alignments	CCSS.ELA-Lite...	Unit 2 Week 3	Unit 2 Week 1	Unit 2 Week 2
<b>Student Averages</b>	3.24	3.32	3.4	3.24
Andrews, Breanna	★ 3.89	3.92	3.72	3.84
Bailey, Sarah	★ 3.64	3.8	2.8	3.28
Carter, Robert	★ 2.97	3.48	3.48	2.8
Gardner, Ruby	0.45	0	2.4	1.6
Griffin, Kevin	★ 3.29	3.52	3.2	3.68
McKenzie, Sean	★ 3.51	3.6	3.12	3.56
Stormtrooper, Finn	★ 3.87	3.92	3.84	3.68
Taylor, Robyn	★ 3.9	4	3.92	3.88
Thomas, Michael	2.61	2.68	-	2.4
White, Tyrell	★ 3.68	3.72	3.72	3.48
White, William	★ 3.73	3.8	3.68	3.44
Williams, Anthony	★ 3.32	3.36	3.32	3.16

3.6 Unit 2 Week 3

3.56 Unit 3 Week 3

3.48 Unit 4 Week 1

# Resources from PowerSchool and Schoology

## Schoology Support Center

<http://support.schoology.com>



### What are Learning Objectives?

- <https://support.schoology.com/hc/en-us/articles/201001453-What-are-Learning-Objectives->

### Grading Scales and Rubrics

- [https://support.schoology.com/hc/en-us/articles/209970338#grading\\_scales\\_and\\_rubrics](https://support.schoology.com/hc/en-us/articles/209970338#grading_scales_and_rubrics)

### Guide to Using Rubrics

- <https://support.schoology.com/hc/en-us/articles/201001513-Guide-to-Using-Rubrics>

### Copy Grade Settings between Courses

- [https://support.schoology.com/hc/en-us/articles/209970338#copy\\_settings](https://support.schoology.com/hc/en-us/articles/209970338#copy_settings)

### Copy & Share Rubrics

- <https://support.schoology.com/hc/en-us/articles/360055678694-Copy-Rubrics>

### Student Mastery Reporting

- [https://support.schoology.com/hc/en-us/articles/201422866#mastery\\_reporting](https://support.schoology.com/hc/en-us/articles/201422866#mastery_reporting)

# Thank You