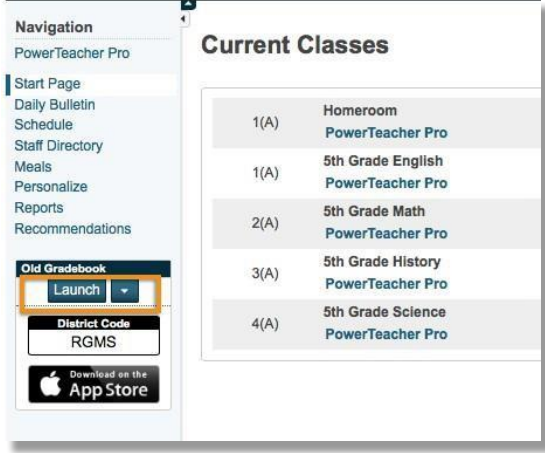
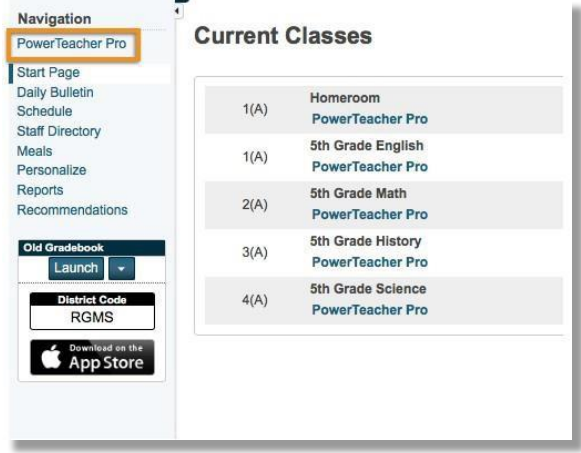
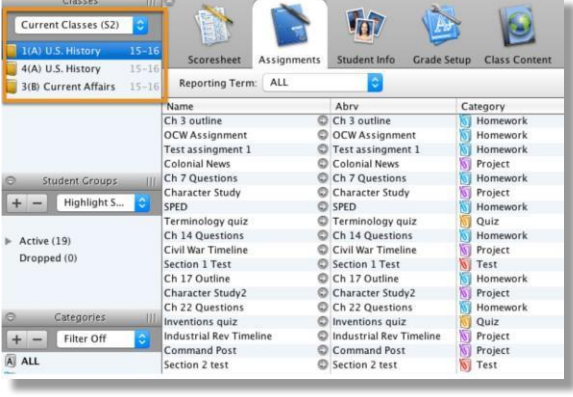



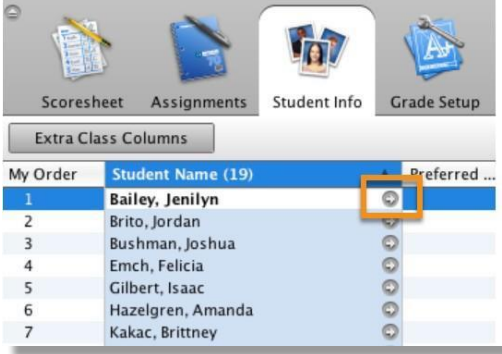
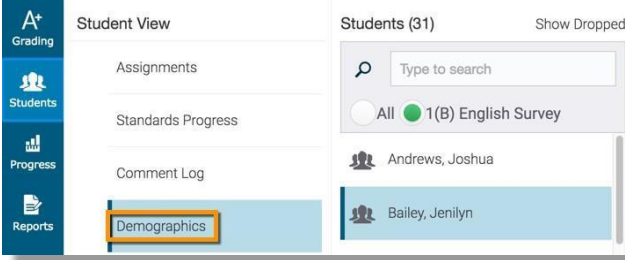
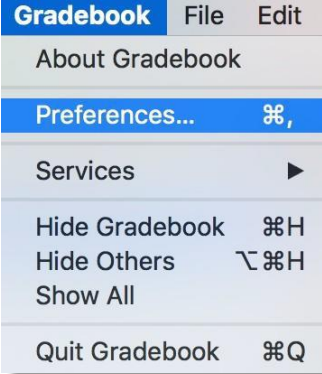
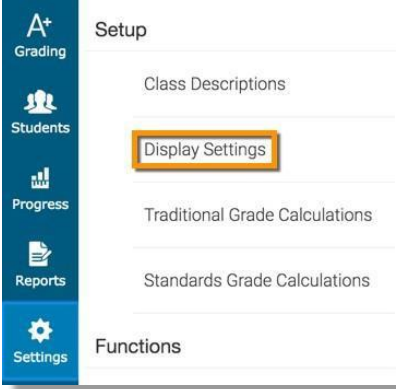
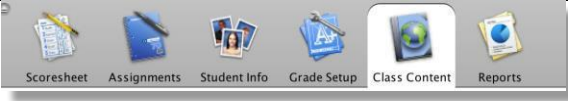
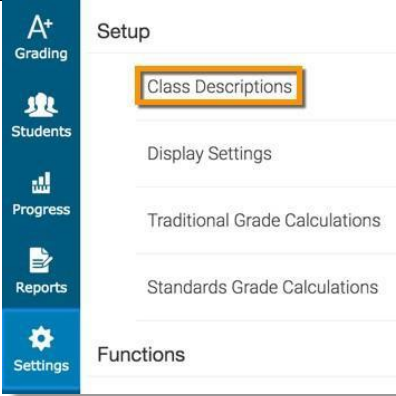
PowerTeacher Gradebook vs. PowerTeacher Pro

PowerTeacher Gradebook vs. PowerTeacher Pro


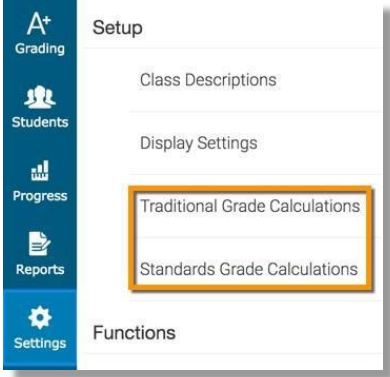
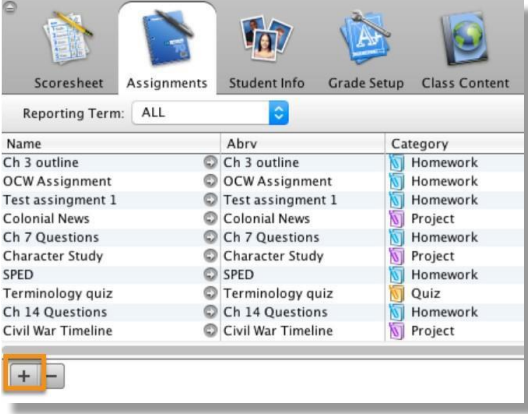

The images below show the locations of common features in PowerTeacher Gradebook and their corresponding locations in PowerTeacher Pro. You may find this comparison useful as you switch from PowerTeacher Gradebook to PowerTeacher Pro.

PowerTeacher Gradebook	PowerTeacher Pro
<h3>Open the Application</h3>	
 <p>The screenshot shows the PowerTeacher Gradebook interface. On the left is a navigation menu with options like 'Start Page', 'Daily Bulletin', 'Schedule', etc. Below the menu is a section titled 'Old Gradebook' containing a 'Launch' button, a 'District Code' field with 'RGMS' entered, and an 'App Store' download button. To the right is a 'Current Classes' list with five entries, each showing a grade/section (e.g., 1(A) Homeroom) and 'PowerTeacher Pro' as the application.</p>	 <p>The screenshot shows the PowerTeacher Pro interface. The navigation menu is similar to the Gradebook version. The 'Old Gradebook' section has a 'Launch' button highlighted with an orange box. Below it is a 'District Code' field with 'RGMS' and an 'App Store' button. The 'Current Classes' list on the right is identical to the Gradebook version, showing five classes with 'PowerTeacher Pro' as the application.</p> <p>PowerTeacher Start Page > PowerTeacher Pro</p>
<h3>Switch from One Class to Another</h3>	
 <p>The screenshot shows the class selector menu in PowerTeacher Pro. It features a 'Current Classes (52)' list on the left with three items selected: '1(A) U.S. History', '4(A) U.S. History', and '3(B) Current Affairs'. Below this is a table of assignments with columns for 'Name', 'Abv', and 'Category'. The table lists various assignments like 'Ch 3 outline', 'OCW Assignment', 'Test assignment 1', etc., with their corresponding abbreviations and categories (Homework, Project, Quiz, Test).</p>	 <p>The screenshot shows the 'Assignments' page in PowerTeacher Pro. At the top, a class selector menu is highlighted with an orange box, showing '1(B) English Survey - 16-17'. Below is a table of assignments with columns for 'CATEGORY', 'ASSIGNMENTS', 'SCORED', and 'DUE DATE'. The table lists three assignments: '1. Comparisons Wksht 6A', '2. Pocahontas And John Smith', and '3. Gatsby Ch2 Questions', each with a score of 31/31 and a due date.</p> <p>PowerTeacher Pro > class selector menu</p>

PowerTeacher Gradebook vs. PowerTeacher Pro

PowerTeacher Gradebook	PowerTeacher Pro																								
<h2>Find Student Information</h2>																									
 <p>Scoresheet Assignments Student Info Grade Setup</p> <p>Extra Class Columns</p> <table border="1"> <thead> <tr> <th>My Order</th> <th>Student Name (19)</th> <th>Preferred ...</th> </tr> </thead> <tbody> <tr> <td>1</td> <td>Bailey, Jenilyn</td> <td></td> </tr> <tr> <td>2</td> <td>Brito, Jordan</td> <td></td> </tr> <tr> <td>3</td> <td>Bushman, Joshua</td> <td></td> </tr> <tr> <td>4</td> <td>Emch, Felicia</td> <td></td> </tr> <tr> <td>5</td> <td>Gilbert, Isaac</td> <td></td> </tr> <tr> <td>6</td> <td>Hazelgren, Amanda</td> <td></td> </tr> <tr> <td>7</td> <td>Kakac, Brittney</td> <td></td> </tr> </tbody> </table>	My Order	Student Name (19)	Preferred ...	1	Bailey, Jenilyn		2	Brito, Jordan		3	Bushman, Joshua		4	Emch, Felicia		5	Gilbert, Isaac		6	Hazelgren, Amanda		7	Kakac, Brittney		 <p>Student View</p> <p>Assignments</p> <p>Standards Progress</p> <p>Comment Log</p> <p>Demographics</p> <p>Students (31) Show Dropped</p> <p>Type to search</p> <p>All 1(B) English Survey</p> <p>Andrews, Joshua</p> <p>Bailey, Jenilyn</p> <p>Students > (select a student) > Demographics</p>
My Order	Student Name (19)	Preferred ...																							
1	Bailey, Jenilyn																								
2	Brito, Jordan																								
3	Bushman, Joshua																								
4	Emch, Felicia																								
5	Gilbert, Isaac																								
6	Hazelgren, Amanda																								
7	Kakac, Brittney																								
<h2>Customize the User Interface</h2>																									
 <p>Gradebook File Edit</p> <p>About Gradebook</p> <p>Preferences... ⌘,</p> <p>Services ▶</p> <p>Hide Gradebook ⌘H</p> <p>Hide Others ⌘⇧H</p> <p>Show All</p> <p>Quit Gradebook ⌘Q</p>	 <p>Setup</p> <p>Class Descriptions</p> <p>Display Settings</p> <p>Traditional Grade Calculations</p> <p>Standards Grade Calculations</p> <p>Functions</p> <p>Settings > Display Settings</p>																								
<h2>Add a Class Description</h2>																									
 <p>Scoresheet Assignments Student Info Grade Setup Class Content Reports</p>	 <p>Setup</p> <p>Class Descriptions</p> <p>Display Settings</p> <p>Traditional Grade Calculations</p> <p>Standards Grade Calculations</p> <p>Functions</p> <p>Settings > Class Descriptions</p>																								

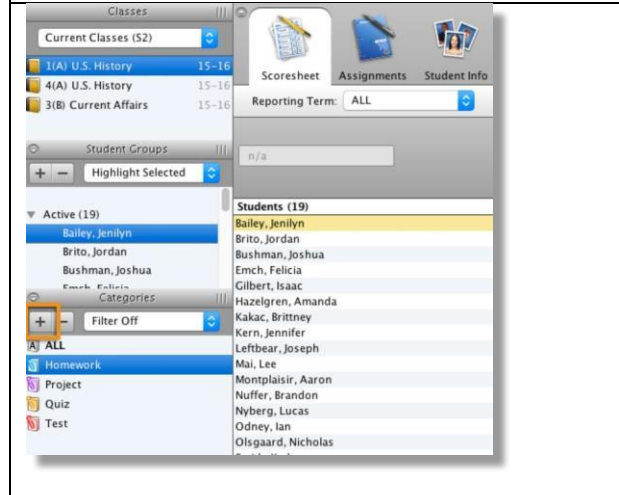
PowerTeacher Gradebook vs. PowerTeacher Pro

PowerTeacher Gradebook	PowerTeacher Pro
<h2>Set Up Grade Calculations</h2>	
	 <p>Settings > Traditional Grade Calculations (or) Standards Grades Calculations</p>
<h2>Create a New Assignment</h2>	
	 <p>Create > Assignment</p>

PowerTeacher Gradebook vs. PowerTeacher Pro

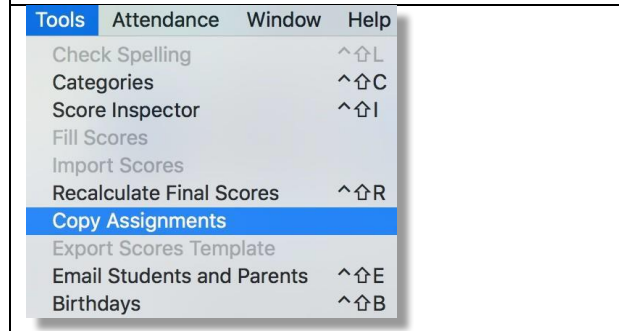
PowerTeacher Gradebook	PowerTeacher Pro
------------------------	------------------

Create a New Category



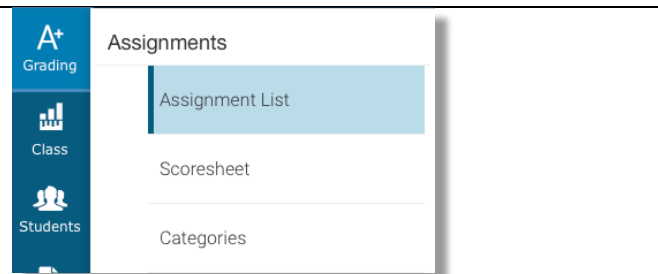
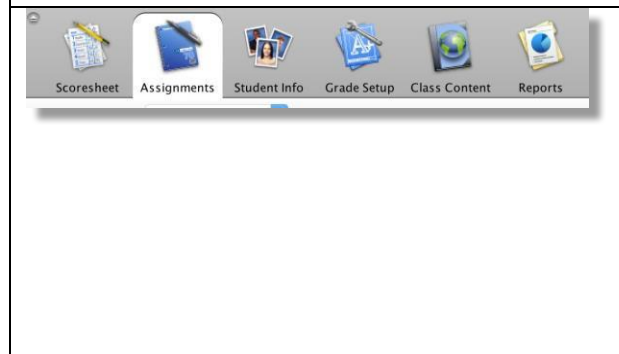
Create > Category

Copy Assignments



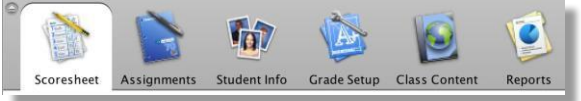
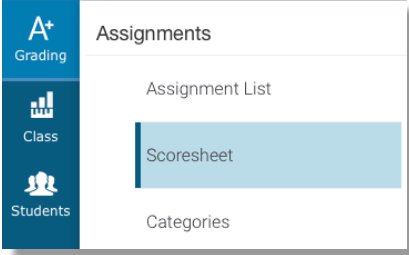
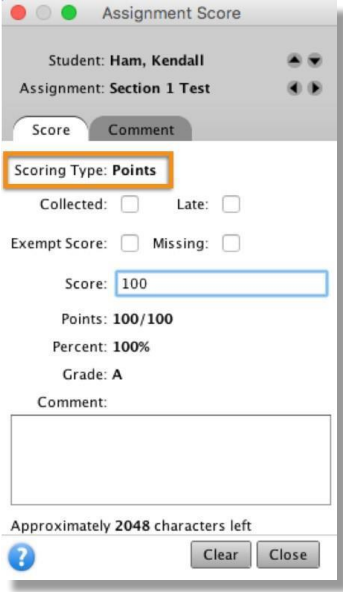
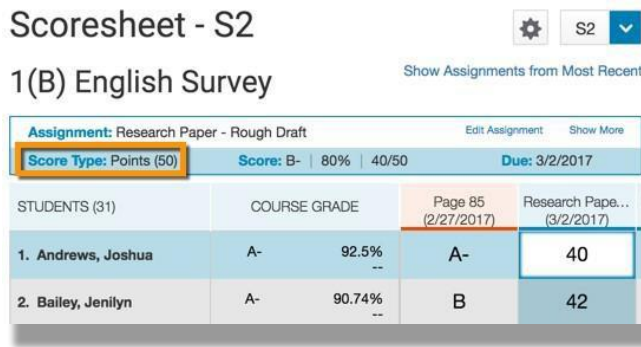
Assignments (or) Scoresheet page > gear icon > Copy Assignments

View Assignments



Grading > Assignment List

PowerTeacher Gradebook vs. PowerTeacher Pro

PowerTeacher Gradebook	PowerTeacher Pro
<h2>Access the Scoresheet</h2>	
	 <p>Grading > Scoresheet</p>
<h2>View an Assignment's Score Type</h2>	
	 <p>Grading > Scoresheet > (select assignment)</p> <p>Grading > Assignment List > (select assignment)</p>

PowerTeacher Gradebook vs. PowerTeacher Pro

PowerTeacher Gradebook vs. PowerTeacher Pro

Enter a Score in the Scoresheet

Assignment Score

Student: Ham, Kendall

Assignment: Section 1 Test

Score Comment

Scoring Type: Points

Collected: Late:

Exempt Score: Missing:

Score: 100

Points: 100/100

Percent: 100%

Grade: A

Comment:

Approximately 2048 characters left

Clear Close

Andrews, Joshua

Daily Math31

B+

A B C -

D F P +

I Codes

Enter

! Missing ✓ Collected ↶ Late ↷

⊖ Incomplete ↷ Exempt ↶ Absent ↷

Approximately 4000 Characters Left

Grading > Scoresheet > (select a score cell)

Fill Scores

Scoresheet

Reporting Term: ALL Mode: Assignments Final Grades Student View

Students (39)	In/A	Final	Grade	A	T	
Andrews, Joshua	n/a	---	11.3	65	20	50
Bailey, Jenilyn	n/a	---	14	80	15	30
Brito, Jordan	n/a	---	14	85	20	30
Dukat, Alisa	n/a	---	8.1	85	20	30
Earl, Chantel	n/a	---	7.1	90	15	50
Flygare, Casey	n/a	---	16.1	82	20	30
Gilbert, Isaac	n/a	---	11	90	20	50
Hawkins, Crystal	n/a	---	4	70	15	35
Hughes, Joseph	n/a	---	8.1	66	20	35
Isaac, Brittney	n/a	---	2	90	20	50
Jordan, Brito	n/a	---	7	61	15	25
Kade, Nath	n/a	---	7.2	90	20	25
Kendall, Ham	n/a	---	10	70	20	0
Lucas, Yberg	n/a	---	1	90	15	10
Nicholas, Siggaard	n/a	---	23	90	20	20

Collected
Late
Exempt
Missing
Grades

Clear Scores
Fill Scores
Show Score Inspector

Scoresheet - S2

1(B) English Survey

Assignment: Daily Math31

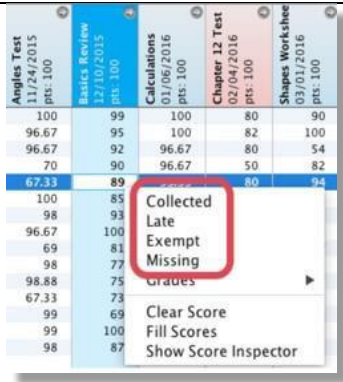

Score Type: (A - I) Score: B+ 87% 21.75/25 x 4 Due: 3/27/2017

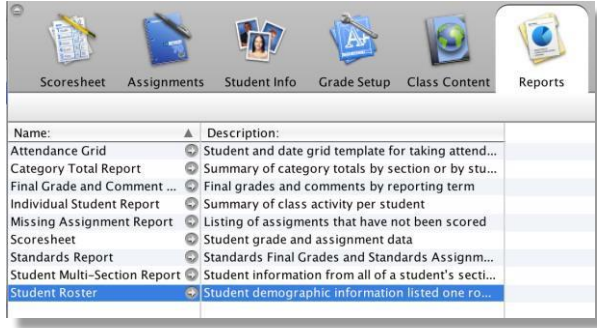

STUDENTS (31)	GRADE	Daily Math31 (3/27/2017)	Exponents (3/23/2017)	Research I (3/30/2017)
1. Andrews, Joshua	A- 92.5%	B+	✓	87
2. Bailey, Jenilyn	A- 90.74%	B+	✓	87
3. Brito, Jordan	B 81.24%	C	✓	70
4. Dukat, Alisa	B 84.51%	B+	✓	83
5. Earl, Chantel	B- 82.94%	C	✓	73
6. Flygare, Casey	B 86.94%	B-	✓	✓
7. Gilbert, Isaac	C 75.12%	D+	✓	70
8. Hawkins, Crystal	C 76.16%	C-	✓	70

Fill

Grading > Scoresheet > (enter a score) > Fill

PowerTeacher Gradebook vs. PowerTeacher Pro

PowerTeacher Gradebook	PowerTeacher Pro
Add Flags (Score Indicators)	
	
Grading > Scoresheet > (select a score cell) > (select a flag)	

Run Gradebook Reports	
	
Reports > (select a report)	